




**AÇÃO SABERES  
INDÍGENAS NA ESCOLA  
NÚCLEO SC**

## Mbya Ma'e Tỹ Regua



**Florianópolis 2019  
UFSC | SED SC | SECADI/MEC**



# Mbya Ma'e Tỹ Regua

ORGANIZADORES

Davi Timóteo Martins

Julia G. P. Narciso

Tainá Lima Orsi

## **Kova 'e tembiapo jaikua aguã.**

A escola Indígena de Ensino Básico Taguato tekoa pygua reve Itanhaen pygua- morro da palha - município biguaçu.


Roexauka aguã ma'ety regua. Okiuaa aguã kuaxia para py ha'egui amba'a po kuaa aguã ma'e ty regua. Oguereko arandu ma'ety regua ha'egui oikuaa heta endarupi nhombo'e aguã.

Kova'e tembiapo ojapo oin opamba'e regua oikua aguã kyringue onhembo'e va'e 1º ha ' egui 5º ano va'e .

nhembo'e ama escola py ha'e gui oikuaa pota tujakuevereve, ha 'e oexauka ma'ety tekoa pygua onhembo'e va'e pe. Mba'e pa nhanhoty ha'e gui mba'e jaiporu nhanhoty va'e kue rupi. Oikuaa pota nhanhoty va'erã joeguae'y.

Nhembo'ea py ojejapo kova'e tembia po.

Nico de Oliveira



Este material é resultado do trabalho coletivo de participantes da equipe ASIE SC na aldeia Tekoa Pira Rupá e é, portanto, de autoria coletiva:

#### ORGANIZADORES

Davi Timóteo Martins  
Julia G. P. Narciso  
Tainá Lima Orsi

#### COORDENADORA ASIE NÚCLEO SC

Maria Dorothea Post Darella

#### FORMADORAS

Tainá Lima Orsi  
Victoria Alvim  
Clarrisa Melo

#### REVISORA

Victoria Alvim

#### COLABORADORA

Ana Maria Ramos

#### ORIENTADOR DE ESTUDO

Davi Timóteo Martins

#### SUPERVISORA

Ana Cláudia Colombera

#### PROFESSORES CURSISTAS

Julia G. P. Narciso  
Mariza de Oliveira  
Nico de Oliveira  
Nelson Alves  
Edson da Silva Benites

#### PROJETO GRÁFICO E DIAGRAMAÇÃO

Ismael Floriani Paul

## Objetivo geral

Trabalhar com os educandos as matérias citadas acima, com o intuito de promover conhecimentos sobre o tema: AGRICULTURA GUARANI. Fazer atividades tanto na teoria como na prática. Relacionando assim o aluno com o meio ambiente onde ele vive. Dar condições de aprendizagem entre os vários conhecimentos, trazendo assim uma grande riqueza que contém entre as disciplinas.

## Metodologia


Utilizar a saída de campo para fazer estas atividades, observando com os estudantes quais famílias tem roça na comunidade, que alimentos são plantados e o que utilizam para fazer as plantações. Observar também que tipos de sementes existem e qual classificação de cada uma e a quais plantas estão relacionadas;

Utilizar, além deste material, outras atividades possíveis em sala de aula, pensadas e elaboradas sobre o tema. Assim, o professor poderá trabalhar os conteúdos mais específicos de cada disciplina e faixa etária, sempre observando a importância de respeitar o tipo de plantação que cada pessoa ou família consegue produzir.






**Mba'ë xangua tu nanhoty kokue py**






### Ejapo pa ta'anga



### Pembopara ikora va'e py tera


  
  
  
  
  
  
  
  
  
  
  
  
  
  
  
  
  
  
  




**Mba' e ara jave tu yma onhoty avaxi.  
Ha' egui mba' e xa tu peja po avaxi tyrã**



**Ka' aguy gui ma opa mba' e jaiporu  
Emongora mba' e pa jaiporu opy' i jaja po  
aguã**








**Jajapo aguã opy'í re jaikua'amba'é haxy  
py pa jajaporã**



Jaxy Ovaguaxu



Jaxy Inhepytu



Jaxy Ra'y



Jaxy Ijeyvate

**E'ima iporã ete a'é gui etangue voi ma ojeporuavi.  
Embopara petei nhyrui e'í reko re**




**Ejapo petei nhyrui nhemombeu e'í reko re regua'í**

- 1) \_\_\_\_\_
- 2) \_\_\_\_\_
- 3) \_\_\_\_\_
- 4) \_\_\_\_\_
- 5) \_\_\_\_\_



Pemoi'ba hera ta'anga py

\_ÄJ\_U



K\_MA\_D\_




M\_N\_DI'\_



\_V\_XI



Eka ta'anga rera, ha'e gui yvypy ma embopara ta'anga rera iu




---



---




---



---

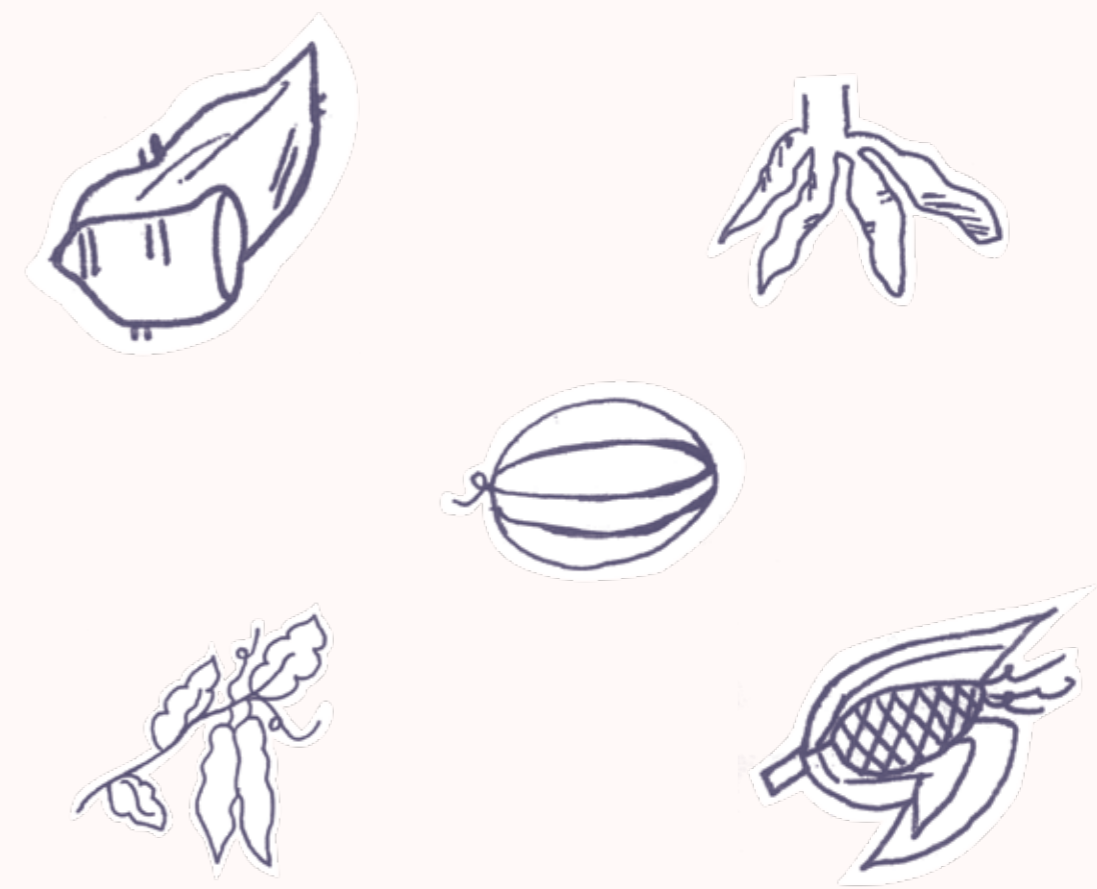
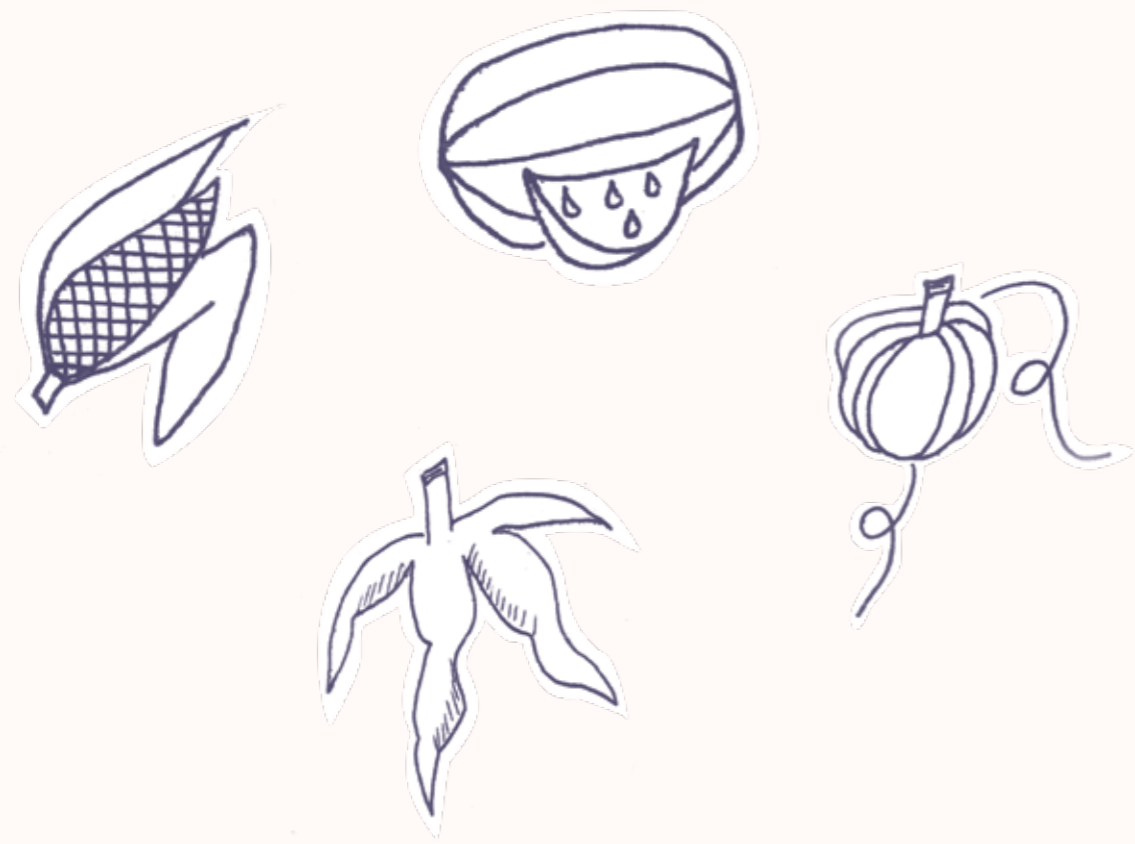


---



### Pemogora ta'anga rera py

### Embopara ta'anga reguare

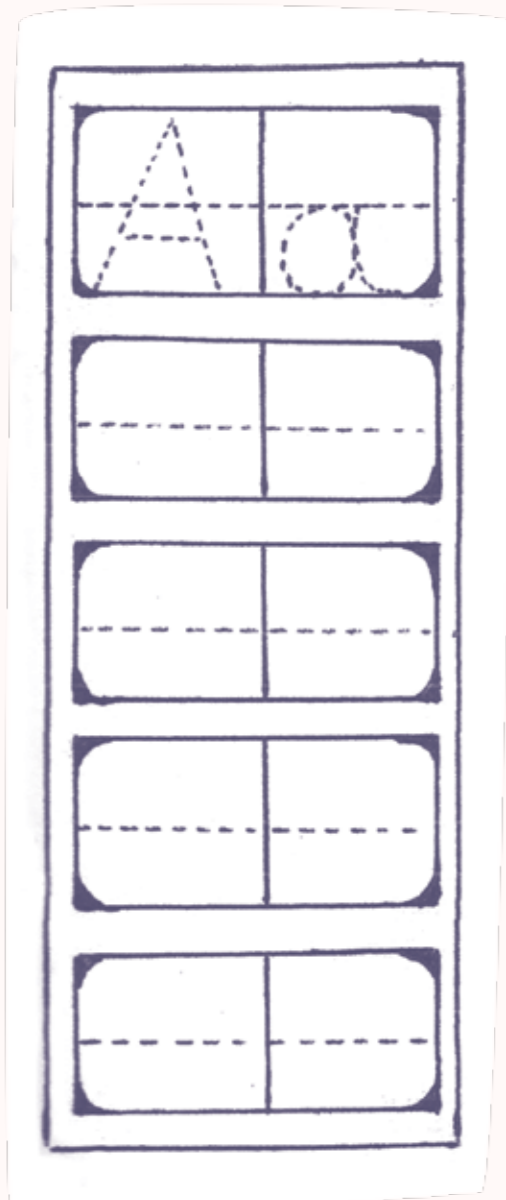


Merō  
 Pakova  
 Andai  
 Komanda  
 Avaxi  
 Abacate

Jety  
 Arroz  
 Mandio'ó  
 Tomate

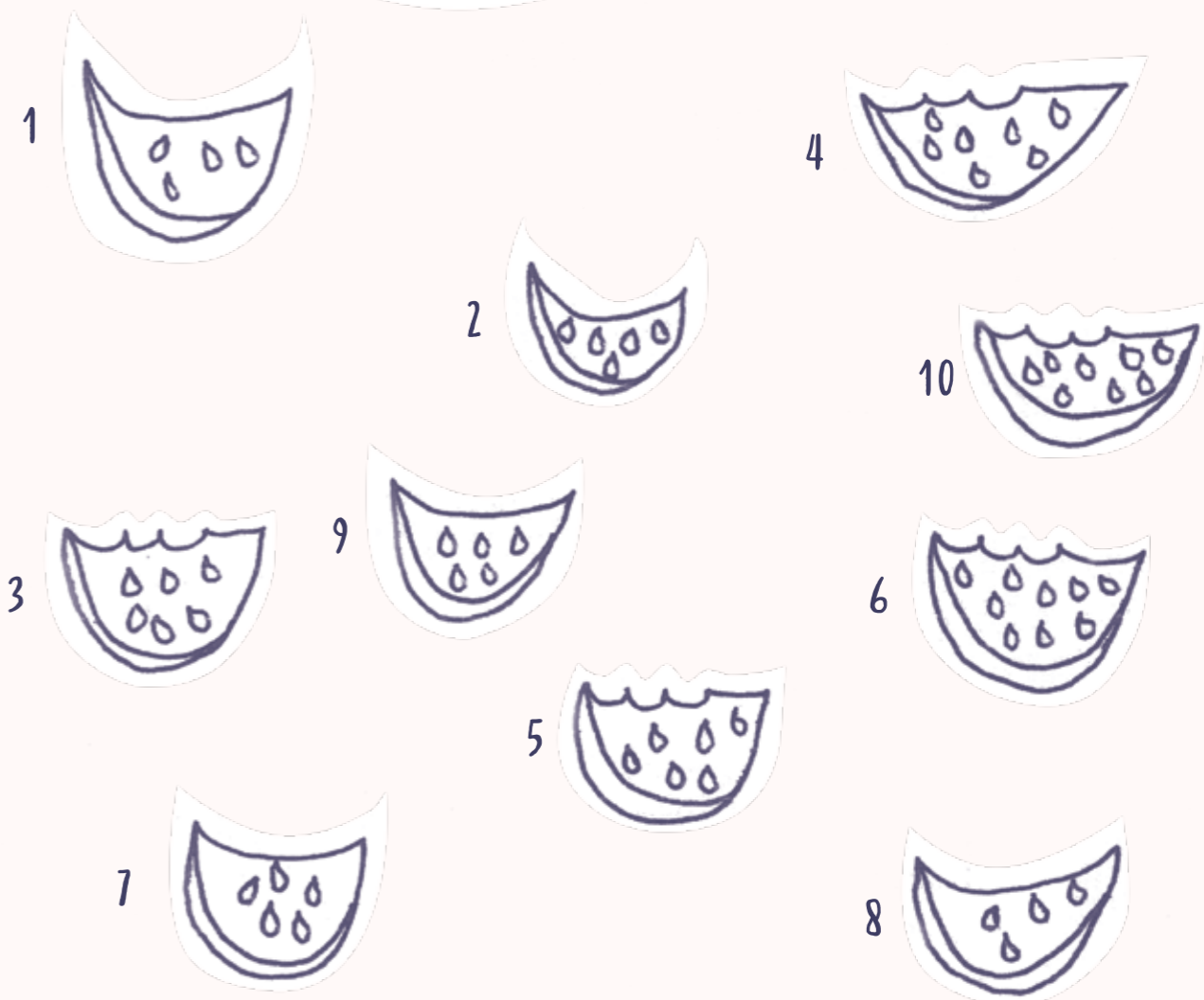
Xanjau  
 Komanda  
 Jety  
 Avaxi  
 Mandio'ó  
 Manduvi


Peikua'á pa tera pejabo haguã  
peikua'á rivy ma pembopara haguã



AVAXI


Pejou ma'á va'e tu xanjau ray'i hetave  
va'e.





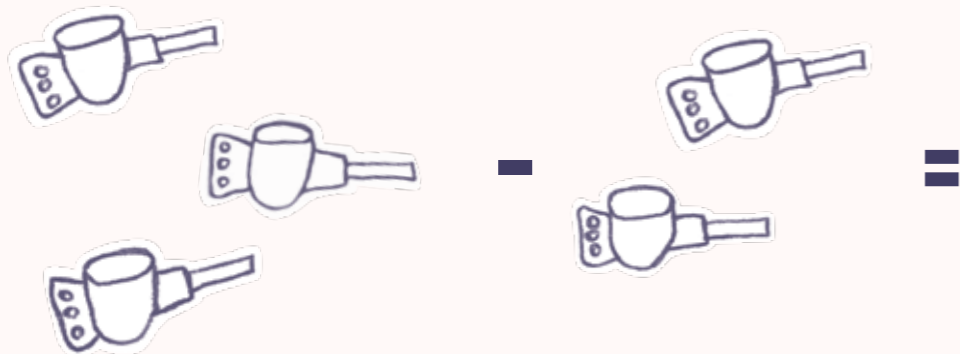
### Adição

$$1 + 1 = 2$$

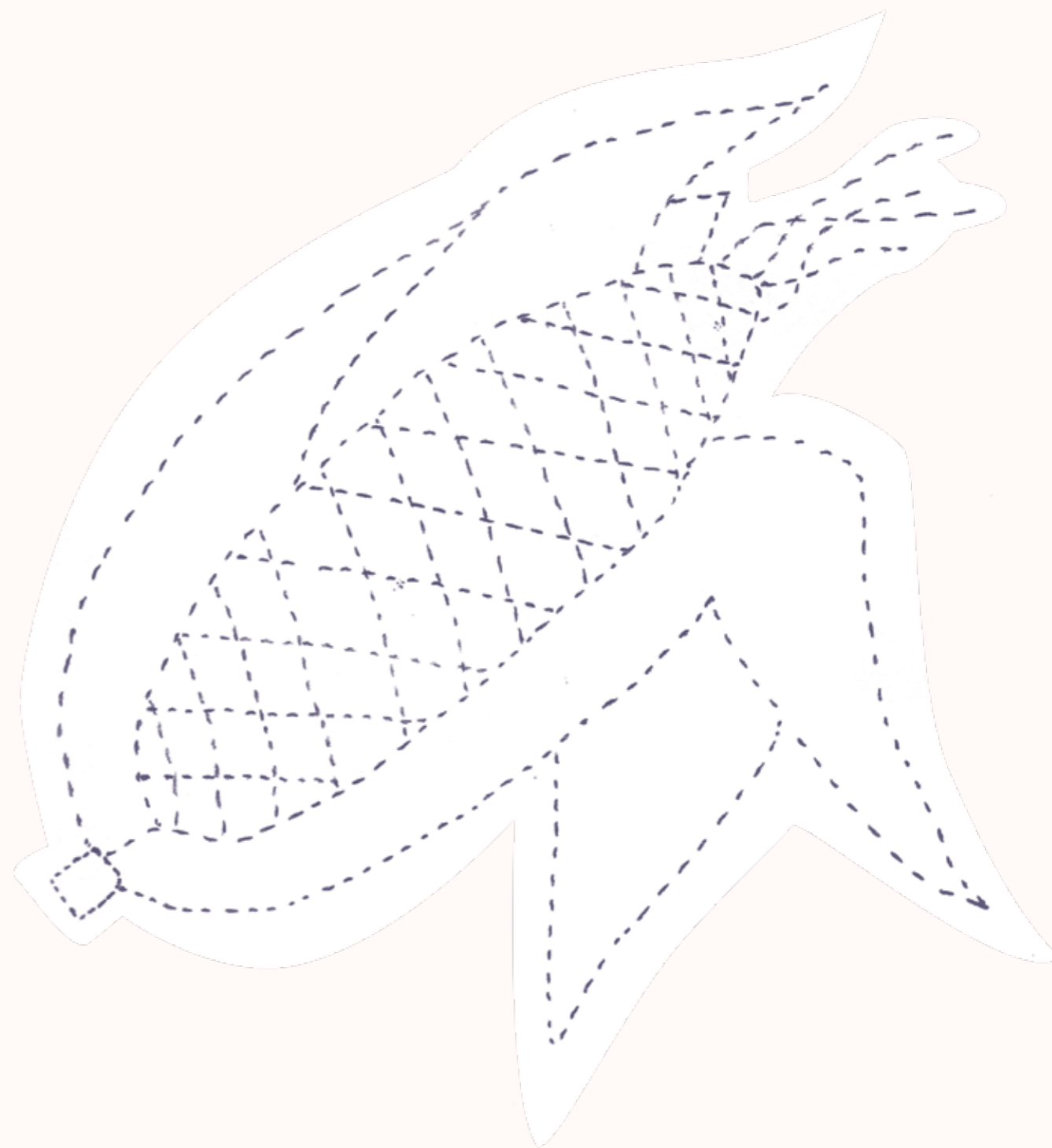


### Subtração

$$3 - 2 = 1$$



I'ary emboaxa a'egui ma emopytã  
ta'anga



AVAXI






### Mba'e tu jajapo avaxi gui ja'u va'e ra



Avaxi



Mbyta



Avaxi Ku'i




Ka'i Repoti

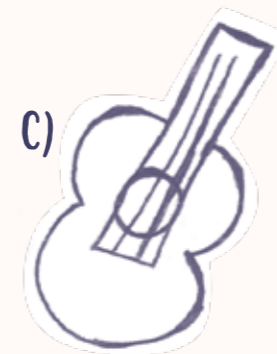


Kaguijy

### Opy'i mba'e tu jareko jaiporu va'e



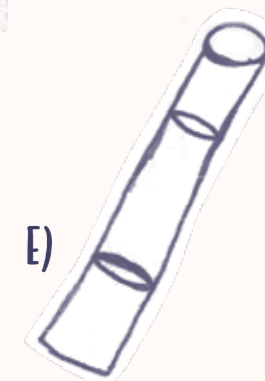
B)



C)



D)



E)



A)

F)

### Pembopara Rera

- A) \_\_\_\_\_
- B) \_\_\_\_\_
- C) \_\_\_\_\_

- D) \_\_\_\_\_
- E) \_\_\_\_\_
- F) \_\_\_\_\_



### Pemoxã hanguã ta'anga

3



Peteĩ



1



Peteĩ'po



5



Mokoĩ



2




Irundy



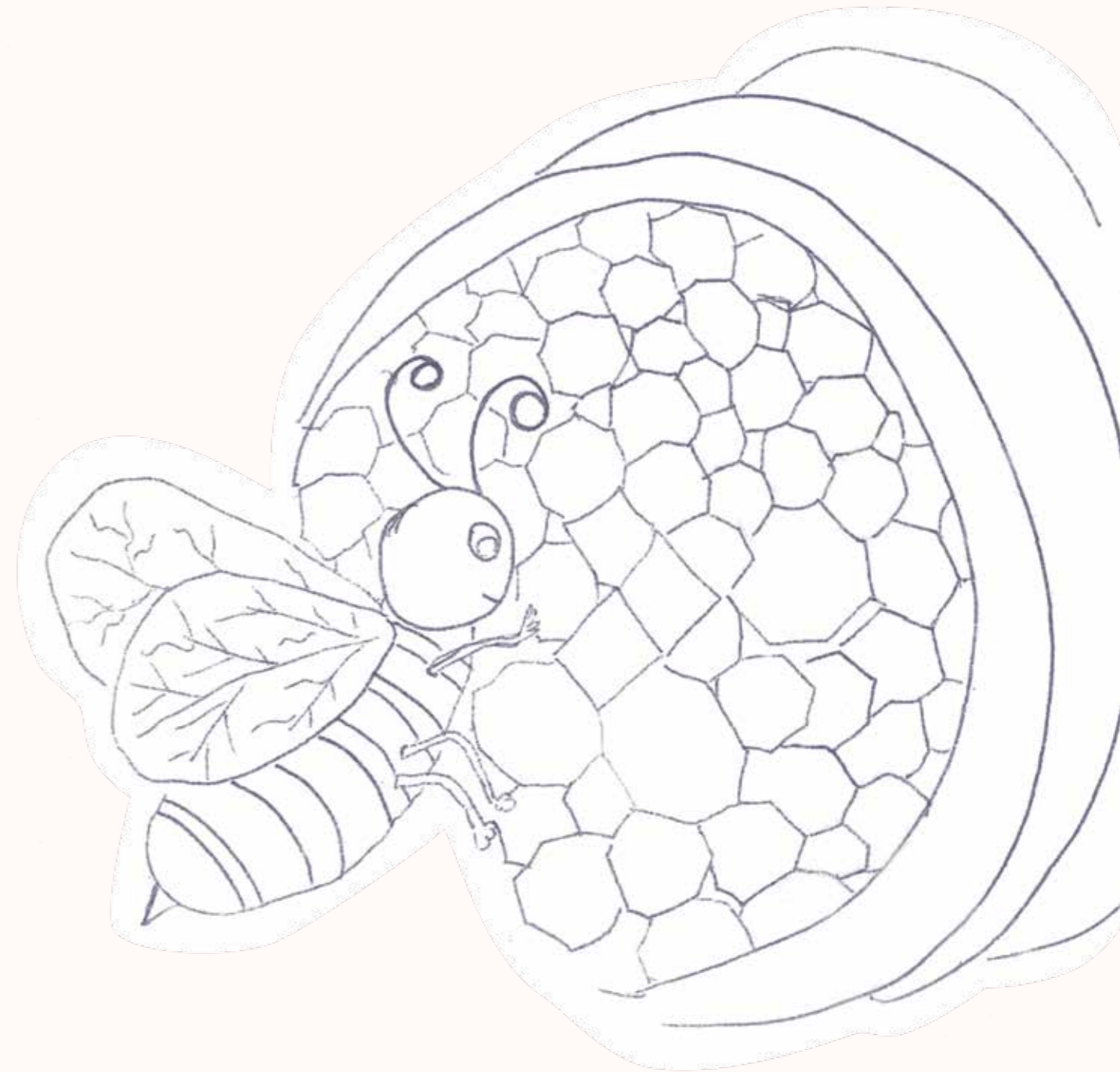
4



Mboapy



### E'í ma roguereko ore rekoa py ro'u va'e rã







Pemoxã ta'anga

Emoi mba tera

A



\_VA\_I

E



I



MB\_RA\_A

O




U



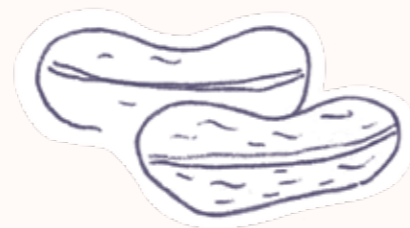
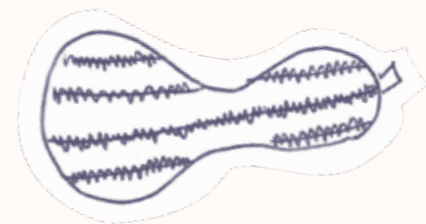
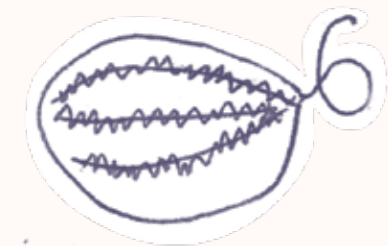
Y



XANJ\_




**Ta'anga pe tinta, ha'e gui pemboaja rera ary**



**Ta'anga mbatepu ra'anga va'e ary pemboaja**



MBARAKA MIRIM





Pejou A gui pembopara tera.

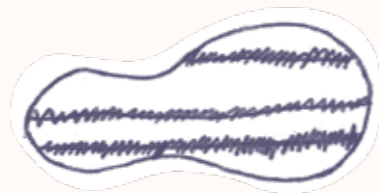


Ava

A	a



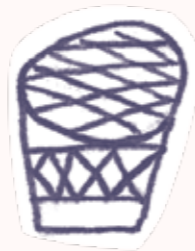
Avaxi



Andai



Anguapu



Ajaka

Pembopara tera jurua py. Ha'e gui pembopara mbya py.




---



---




---



---




---



---




---



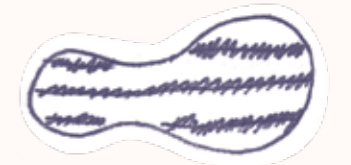
---




---



---




---




---




---



---




---



---

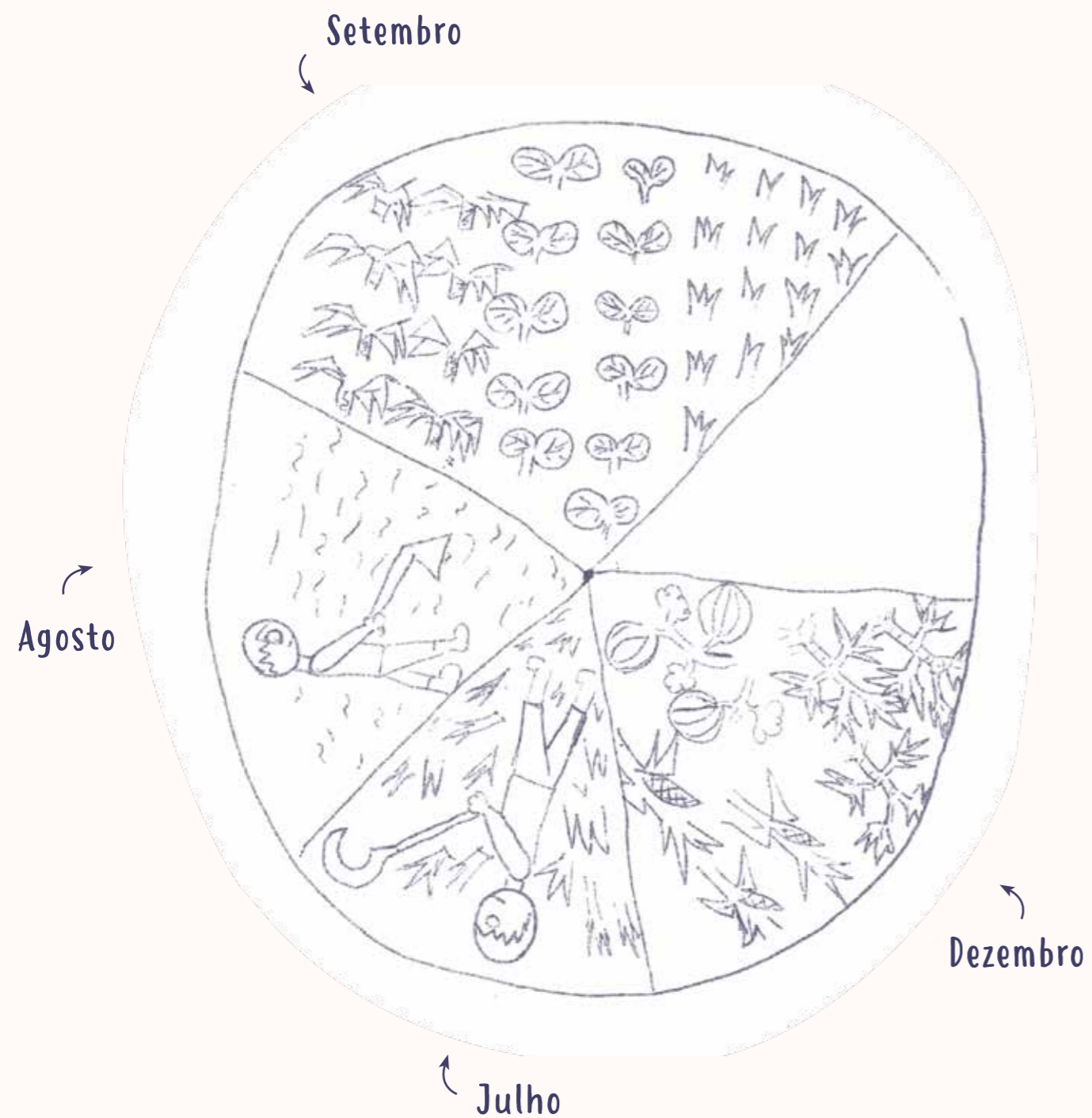



---

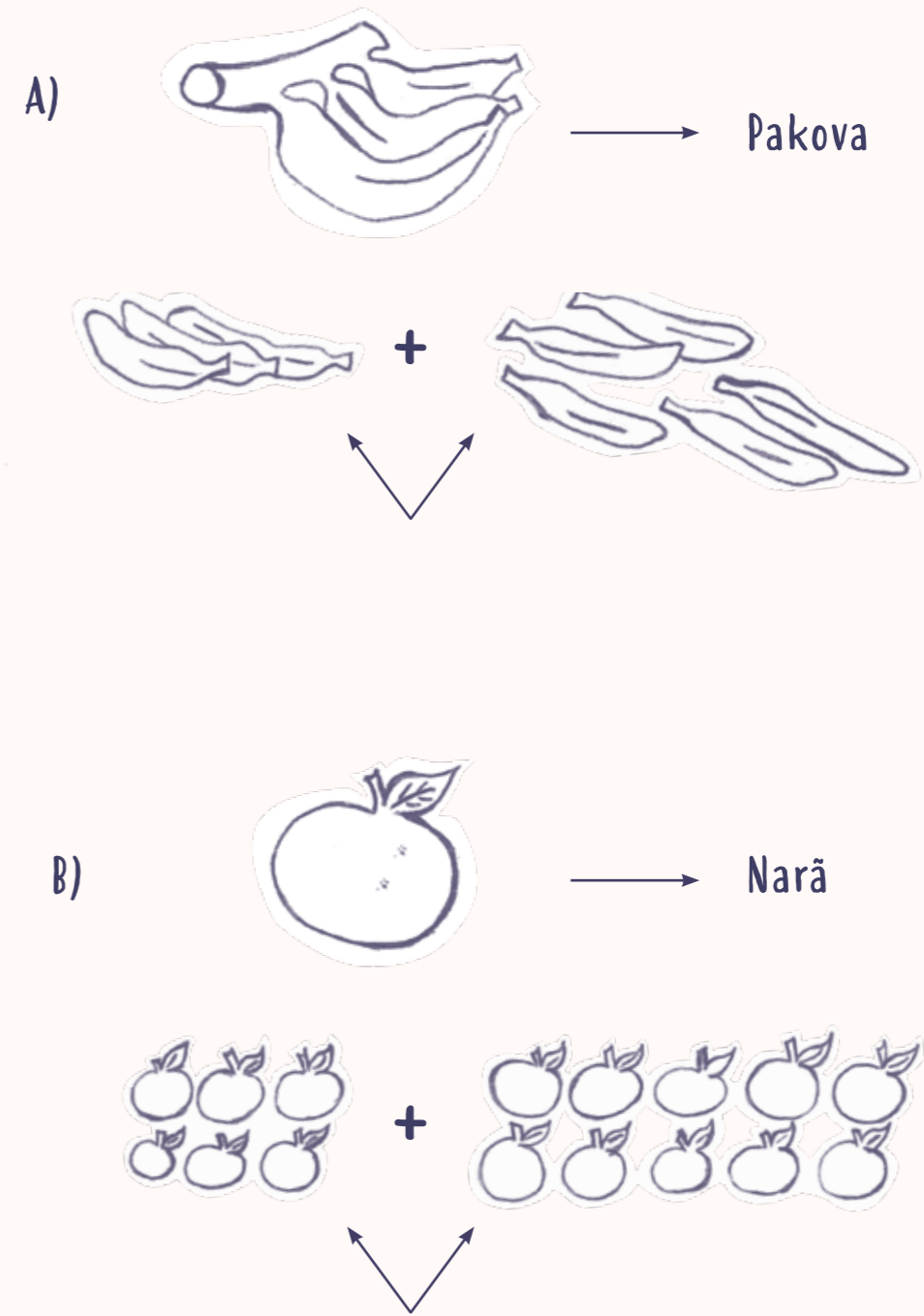


---

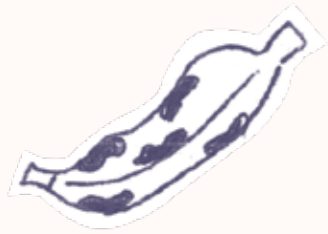
Mba'e ara jave tu kokue ra okopi oka'api. Ha'e gui mba'e ara retu onhoty kokue py. Ha'e gui mba'e ara retu ogueru onhoty va'e kue kokue gui.



Pejapo hagua ha'e gui pe soma hagua



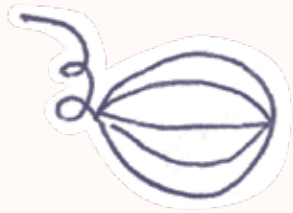
Pemoi mba tera



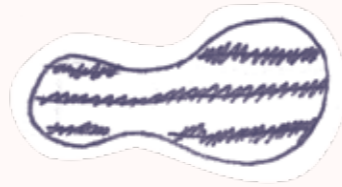
P \_\_\_\_\_



N \_\_\_\_\_



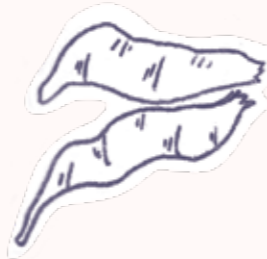
X \_\_\_\_\_



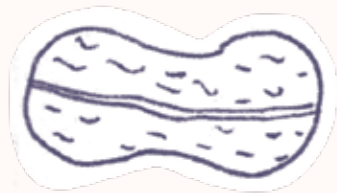
A \_\_\_\_\_



J \_\_\_\_\_



M \_\_\_\_\_



M \_\_\_\_\_



T \_\_\_\_\_



A \_\_\_\_\_

Mba'e xagua tu jareko nhandoty va'e.  
Embopara rera



□ □ □



□ □ □



□ □ □



□ □ □ □



□ □ □



□ □









GOVERNO DE   
**SANTA CATARINA**  
SECRETARIA DE ESTADO  
DA EDUCAÇÃO

