


N.E.D.E.M.



ENSINO DE PRIMEIRO GRAU - VOLUME -1

ensino moderno de  
**MATEMÁTICA**

EDITORA DO BRASIL S/A



NÚCLEO DE ESTUDO E DIFUSÃO DO ENSINO DA MATEMÁTICA.  
————— ( N E D E M ) —————

# ensino moderno de **MATEMÁTICA**

**ENSINO DE PRIMEIRO GRAU - VOLUME -1**

*Autores:*

ESTHER HOLZMANN (Coordenadora da equipe do Curso Primário)

CLÉLIA TAVARES MARTINS

GLIQUÉRIA YAREMTCHUK

HENRIETA DYMINSKI ARRUDA

NELLY HUMPHREYS.

Coordenador Geral do NEDEM

OSNY ANTÔNIO DACOL



**EDITORA DO BRASIL S/A**











Sede do NEDEM — COLÉGIO ESTADUAL DO PARANÁ  
Av. João Gualberto, N.º 250  
Curitiba — Paraná.








5




2

a)

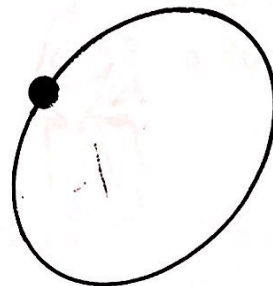
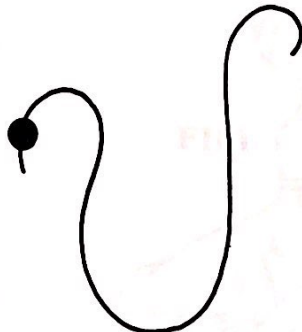
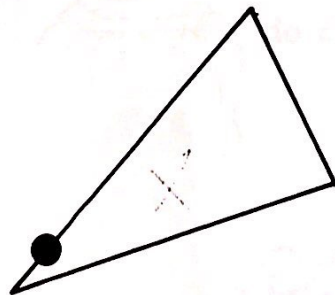
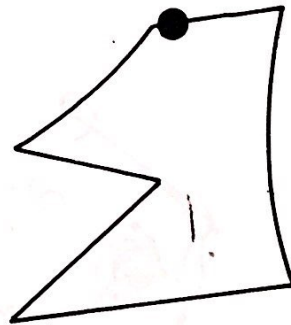
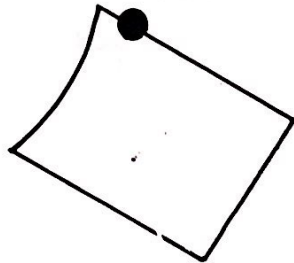

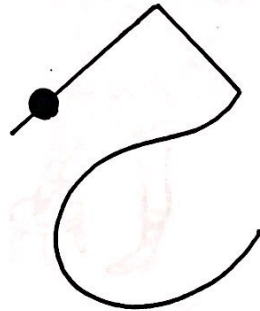




b)



**MARQUE AS LINHAS FECHADAS:**


c)



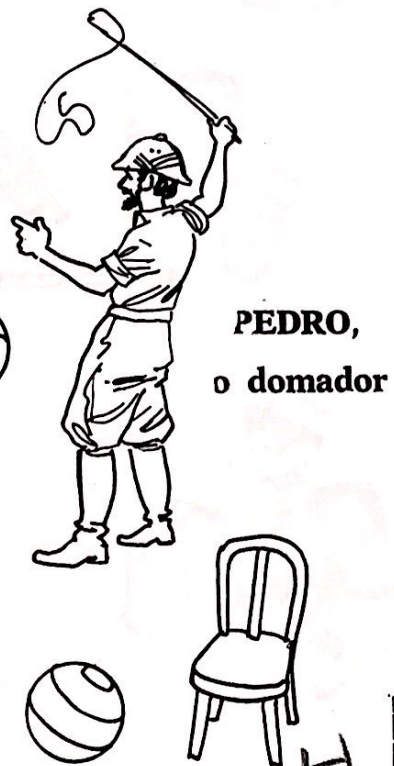
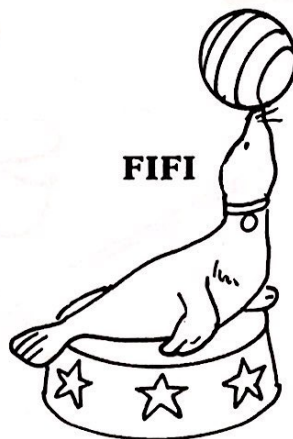


QUEM ESTÁ DENTRO DO PICADEIRO?

3



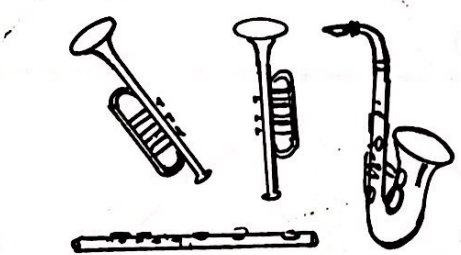
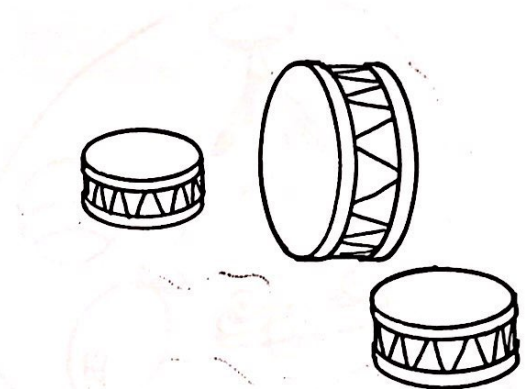

1



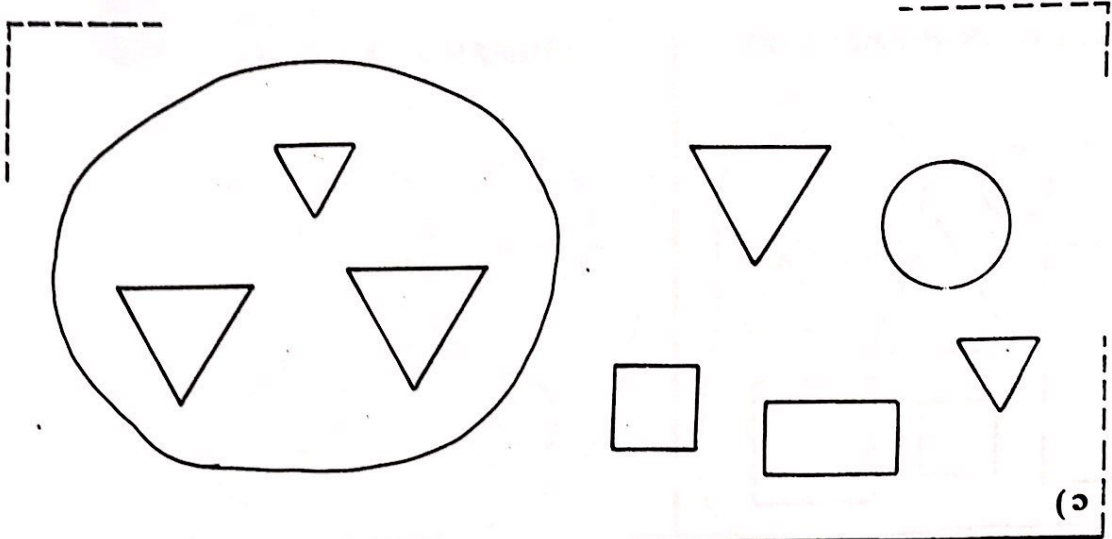
4



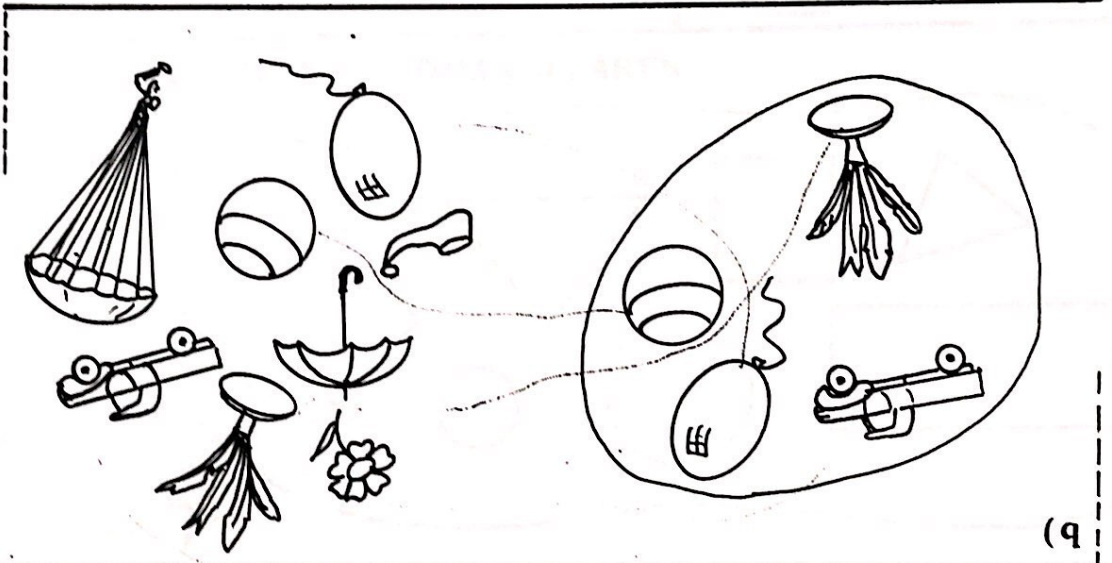
FORME CONJUNTOS:








(c)



(b)



(a)

QUE ELEMENTOS PERTENCEM AO CONJUNTO?

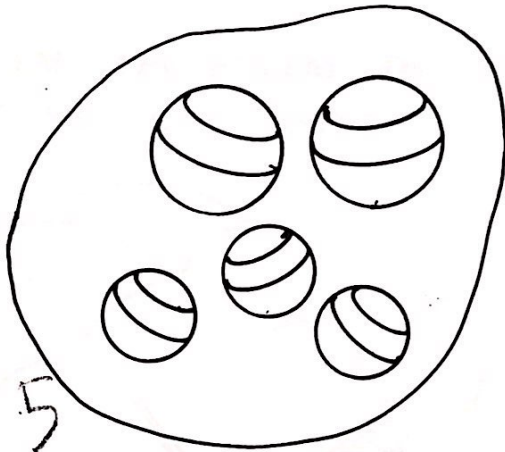
5



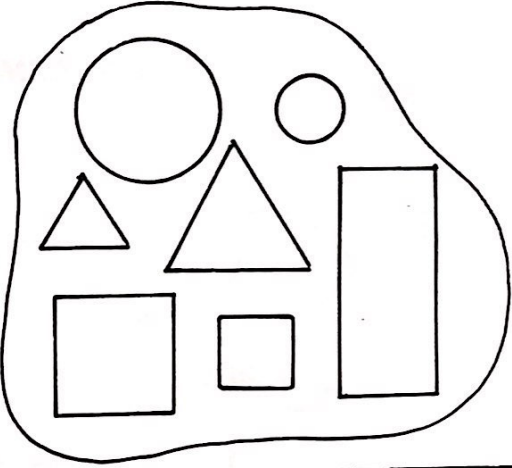
6

MARQUE:


AS BOLAS GRANDES



OS BLOCOS PEQUENOS



OS BLOCOS TRIANGULARES




AS FLORES PEQUENAS



A QUEM PERTENCEM OS ELEMENTOS?

7

a) FORME CONJUNTOS:

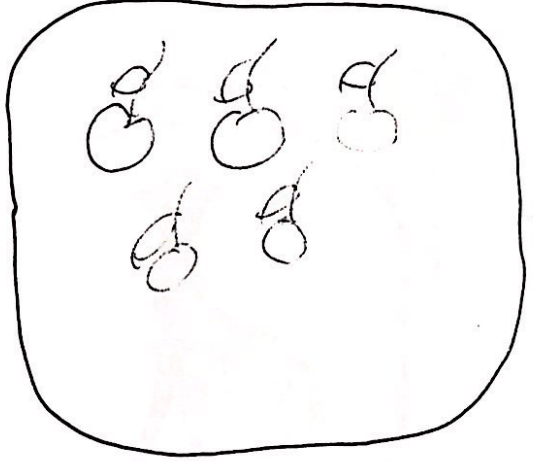





8 FORME:

a) CONJUNTOS COM MUITOS ELEMENTOS

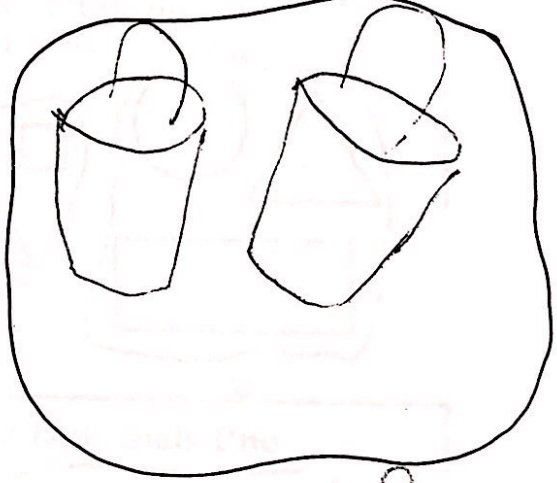

5



5


b) CONJUNTOS COM POUCOS ELEMENTOS

2

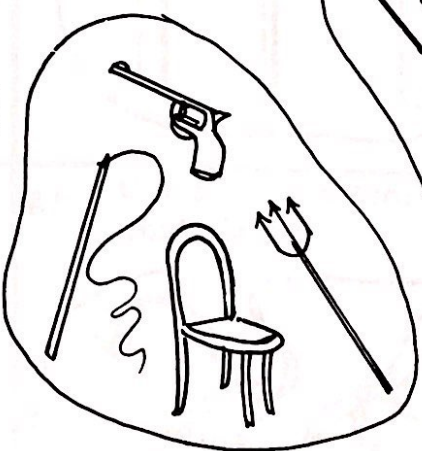


2

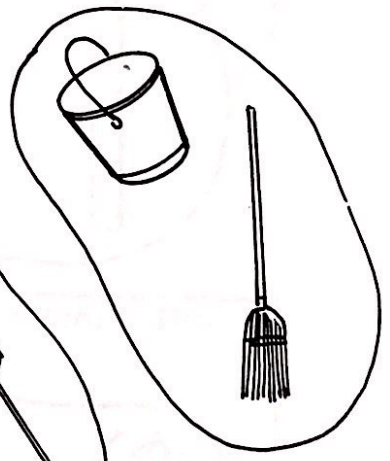
c) QUAL TEM MAIS?



7




5



2

MARQUE: ...

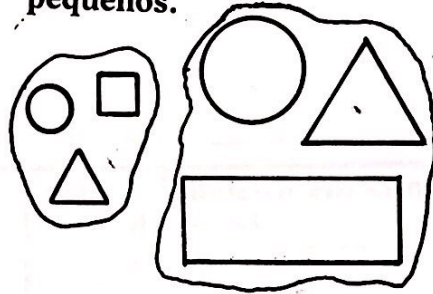
a) A girafa mais alta.




b) O animal mais baixo.



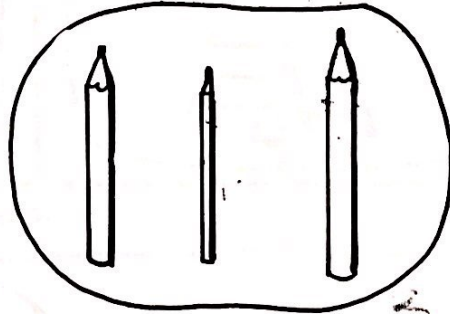
c) O conjunto dos blocos pequenos.



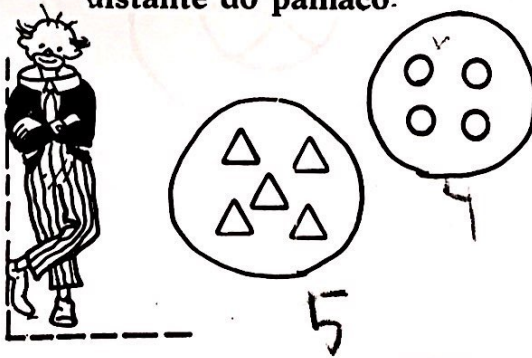
d) O chicote mais comprido.



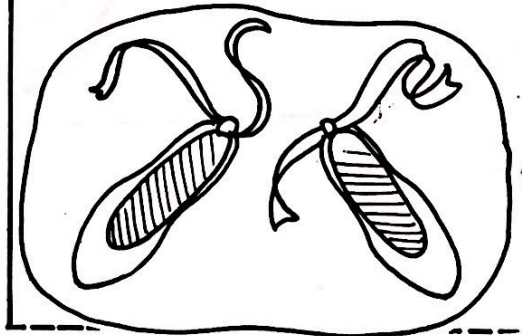
e) O lápis mais fino.



f) O conjunto que esta mais distante do palhaco.



g) O sapato que tem a fita mais larga.






10 MARQUE:


a) O palhaço que está na frente da fila.




b) O carrinho que está atrás da fila



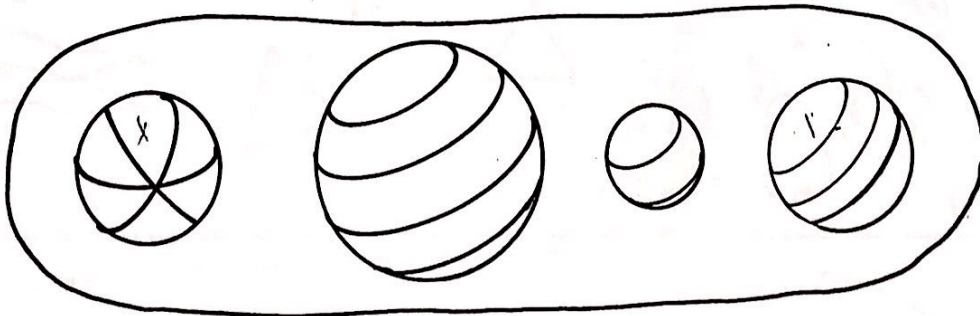
c) A bola que está embaixo da mesa



d) A bandeira em cima da escada.




e) As bolas do mesmo tamanho.

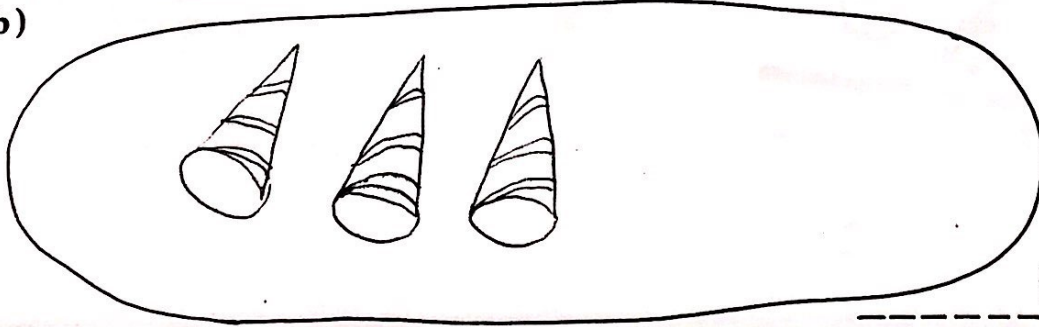


FORME CONJUNTOS:

a)



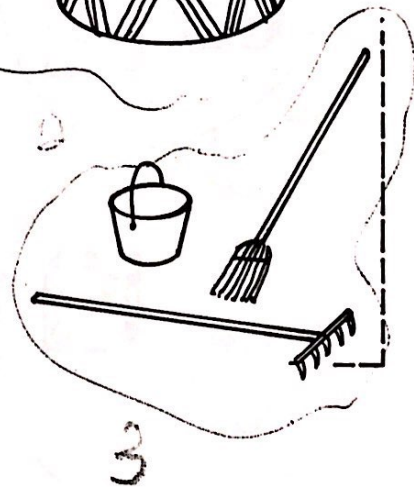




b)



3



12 FORME CONJUNTOS:



CORRESPONDA "UM A UM":

a)

This exercise shows two groups of objects. The first group, enclosed in an oval, contains four brushes of various sizes and shapes, with the number '4' written below it. The second group, also in an oval, contains three buckets of different sizes, with the number '3' written below it. A dashed arrow labeled 'sagital' points from the brushes to the buckets, indicating a one-to-one correspondence.

b)

This exercise shows two groups of items. The first group, in an oval, contains two identical drawings of a child's face, with the number '2' written below it. The second group, in an oval, contains three items: a round cake with a flower on top, a slice of pizza, and a tall glass on a saucer, with the number '3' written below it.

c)

This exercise shows two groups of items. The first group, in an oval, contains three worms, with the number '3' written to the left. The second group, in an oval, contains five fish, with the number '5' written below it.

d)

This exercise shows two groups of items. The first group, in an oval, contains three lit candles, with the number '3' written to the right. The second group, in an oval, contains five plates, each with a small object on it, with the number '5' written below it.

e)

This exercise shows two groups of items. The first group, in an oval, contains four dice, with the number '4' written to the right. The second group, in an oval, contains two dice, with the number '2' written below it.



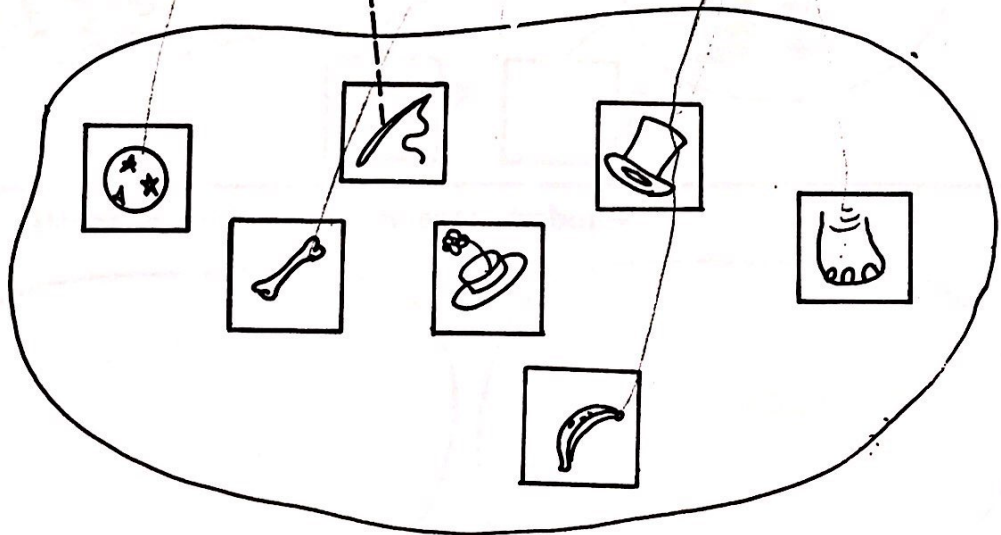
14

RELACIONE:

Identificación e simbolización de los componentes

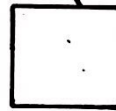




7




7

**INVENTE SÍMBOLOS:** -----  
modelo



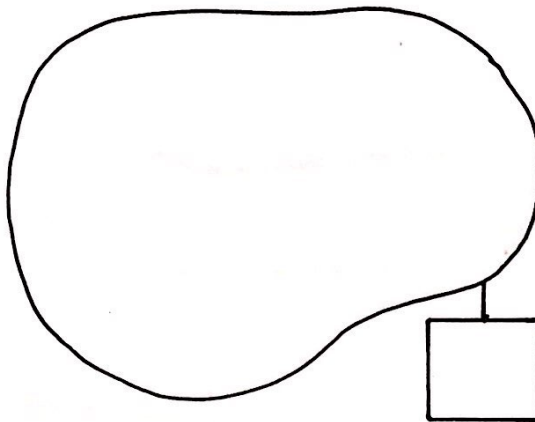
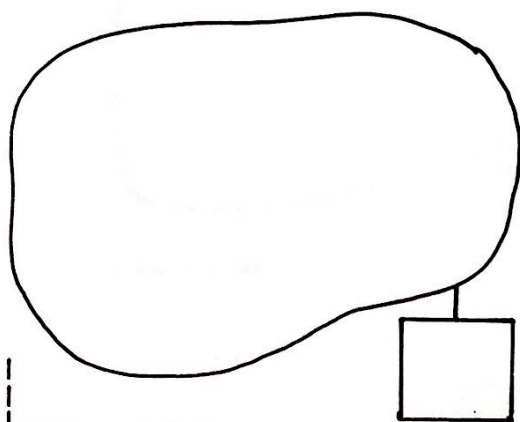
a)




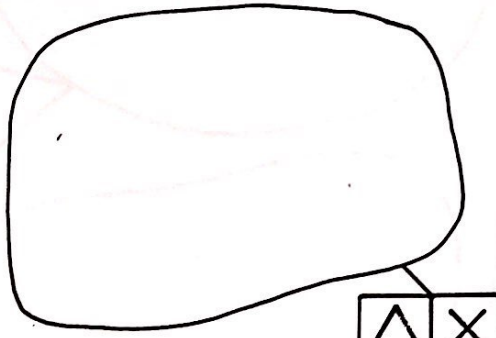

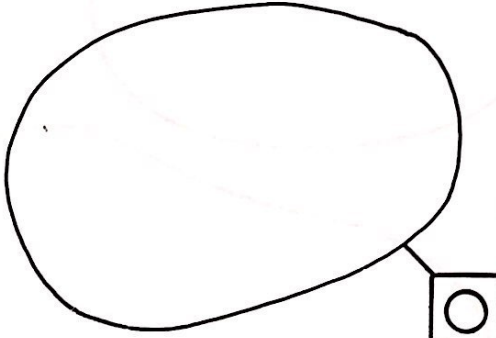
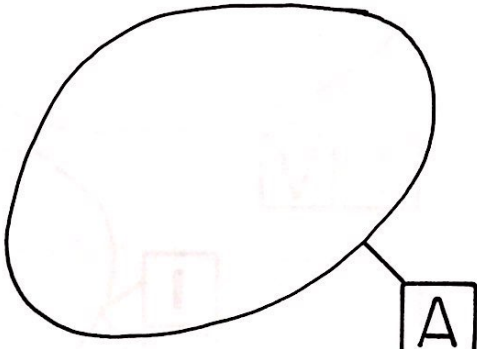
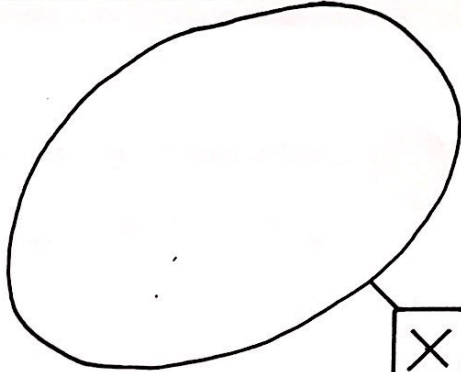
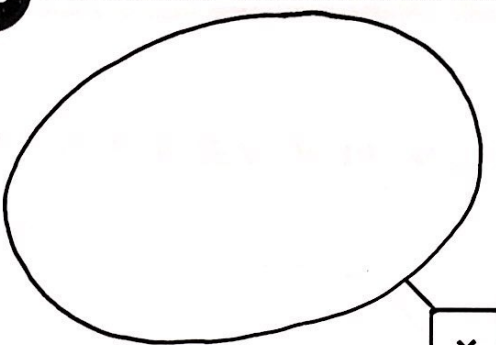
b)



c) **Desenhe conjuntos e invente símbolos:**







DESENHE ELEMENTOS DE ACÓRDO COM OS SÍMBOLOS — 17

The worksheet contains six irregular shapes arranged in two columns and three rows. Each shape has a small symbol inside and two boxes with symbols next to it, connected by lines. The symbols are as follows:

- Top-left shape: contains a small square. Boxes below contain 'Z' and 'Q'.
- Top-right shape: empty. Boxes below contain 'V' and 'I'.
- Middle-left shape: contains a small square. Boxes to the right contain 'I' and 'O'.
- Middle-right shape: empty. Boxes below contain 'A' and 'Δ'.
- Bottom-left shape: contains a small circle. Boxes below contain 'O' and 'I'.
- Bottom-right shape: empty. Boxes to the right contain 'I' and 'X'.



modelo



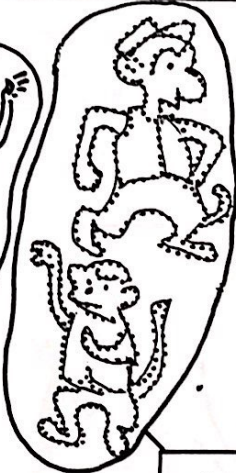
=



a)



2



2



b)



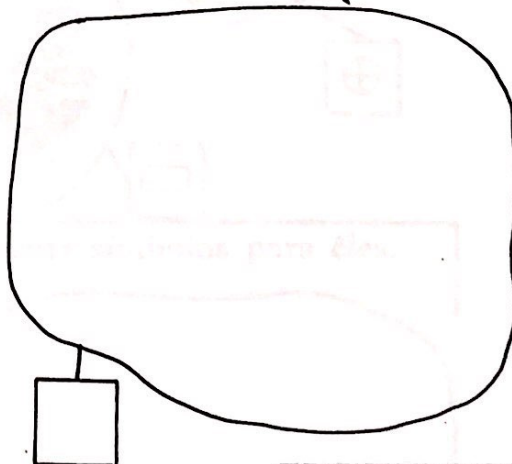
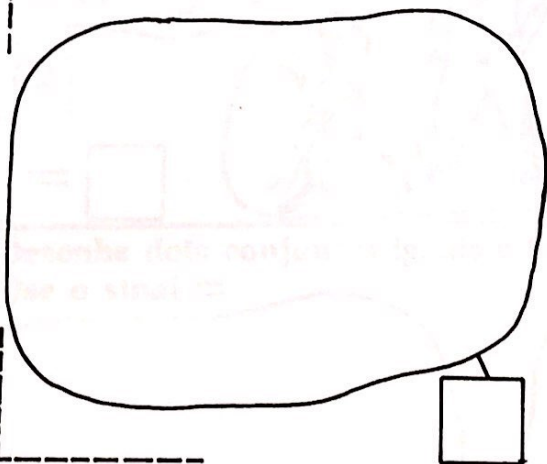
1



1




c) Desenhe dois conjuntos iguais e use o sinal =




RELAÇÃO DE IGUALDADE

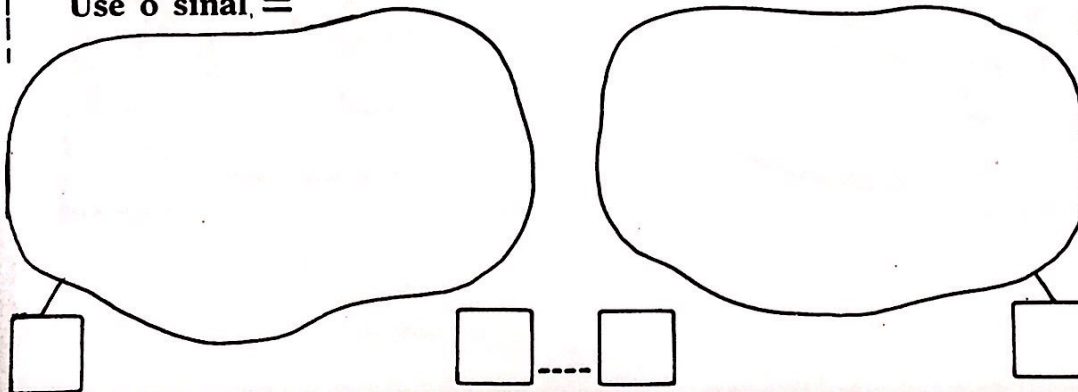
a)



b)



c) Desenhe dois conjuntos iguais e invente símbolos para eles.  
Use o sinal, =





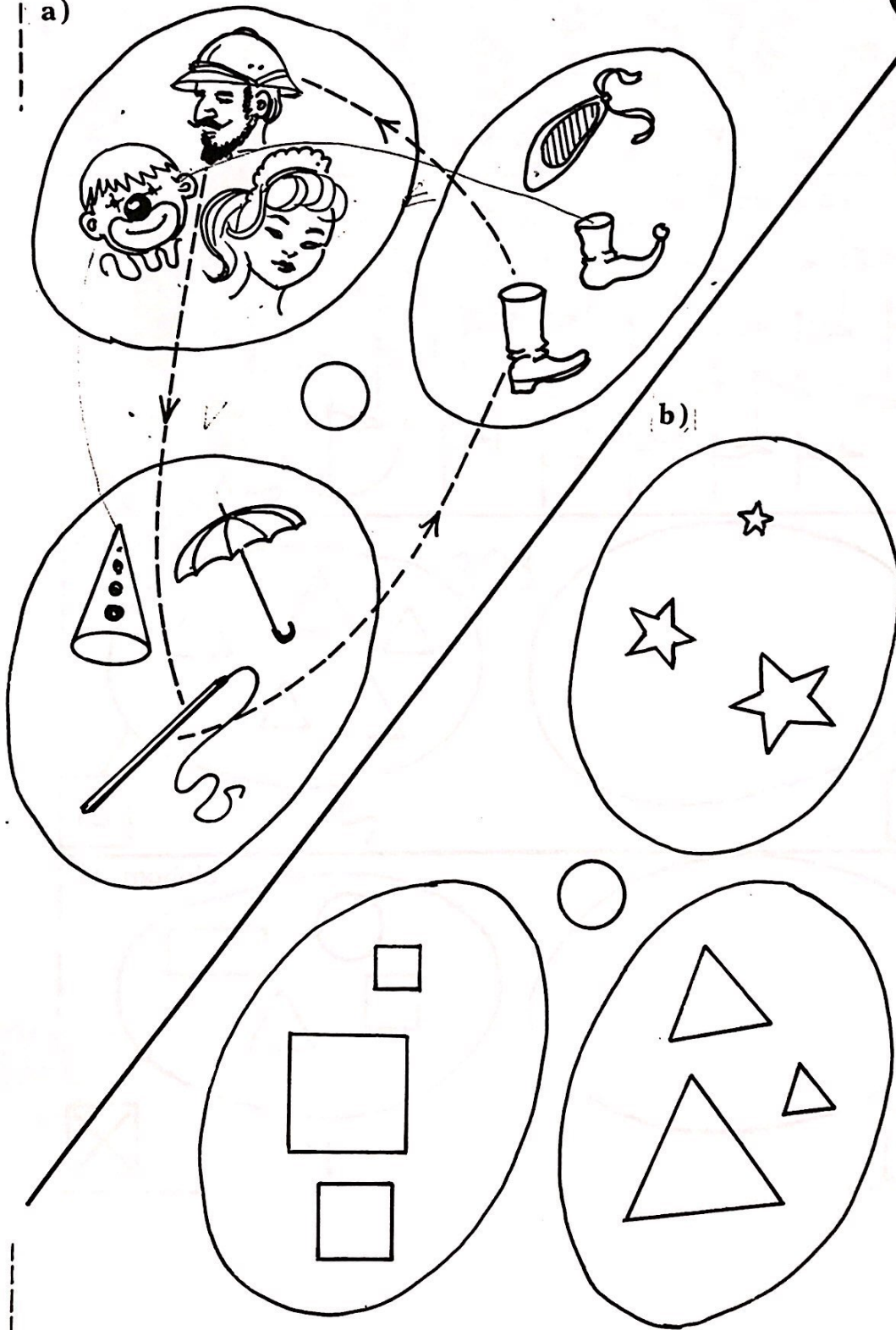
20 Corresponda "um a um":

The matching exercise consists of the following pairs:


- Two flowers (left) connected to two vases (right).
- Four brooms (left) connected to four buckets (right).
- Three balls (left) connected to three seals (right).
- Three balloons (left) connected to three faces (right).

CORRESPONDA "UM A UM":

a)








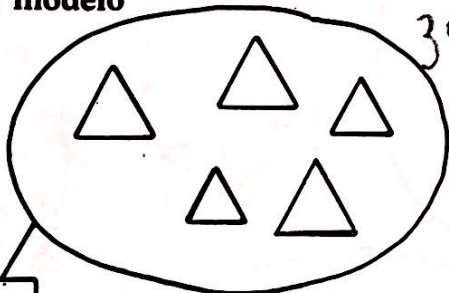
a) modelo



b) modelo



c) modelo



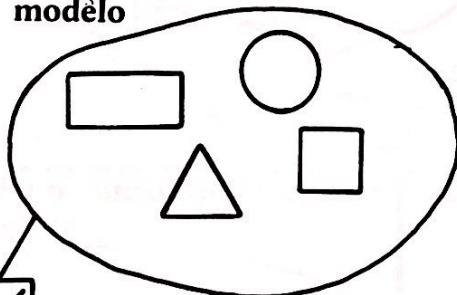
5

303




0

d) modelo




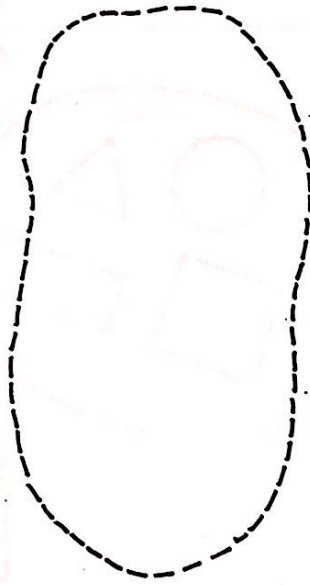


4



5

QUAL É O CONJUNTO VAZIO? \_\_\_\_\_

a)



5

3

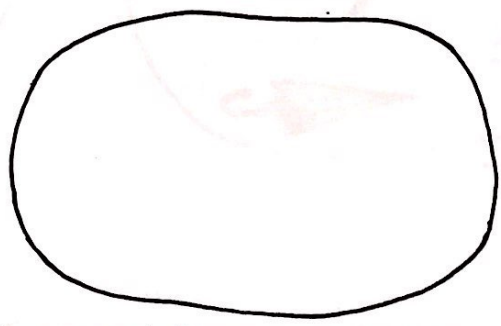

2

1

2

b) Desenhe o conjunto de jacarés deste circo

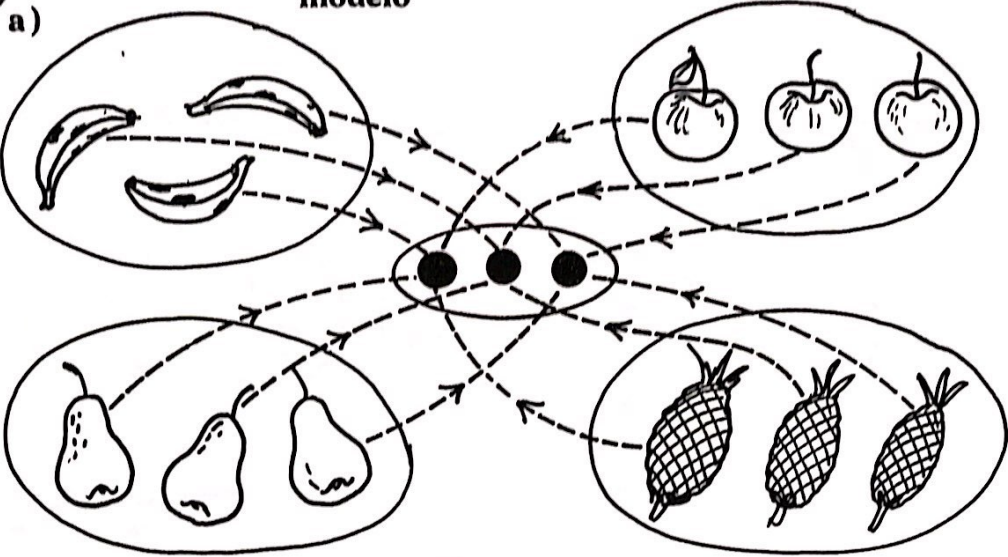
c) Desenhe o conjunto de cachorros deste circo



Qual é o conjunto vazio? \_\_\_\_\_




modelo



b)

CORRESPONDA:



**ORDENE OS CONJUNTOS:** -----

a)

A sequence of six circles containing different numbers of squares. The first row shows circles with 5, 3, 2, 4, 1, and 0 squares. A dashed arrow points from the 0-square circle to the 5-square circle. The second row shows circles with 0, 1, 2, 3, 4, and 5 squares.

b) Complete em ordem crescente:

A sequence of six circles containing different numbers of circles. The first row shows circles with 2, 5, 1, 0, 3, and 4 circles. A dashed arrow points from the 0-circle circle to the 5-circle circle. The second row shows six empty circles.



c) Complete em ordem crescente:

A sequence of six circles containing different numbers of stars. The first row shows circles with 0, 1, 2, 0, 0, and 0 stars. The second row shows six empty circles.

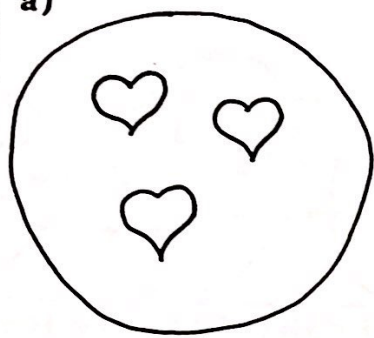


26 **RELACIONE O SÍMBOLO AO CONJUNTO:**


Símbolos




a)




3



4




5



0



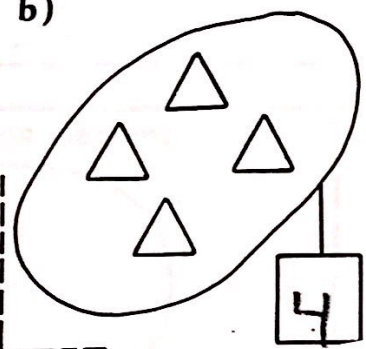
1



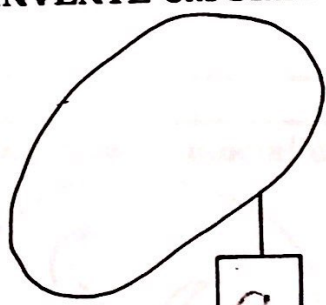
2

**INVENTE UM SÍMBOLO:**

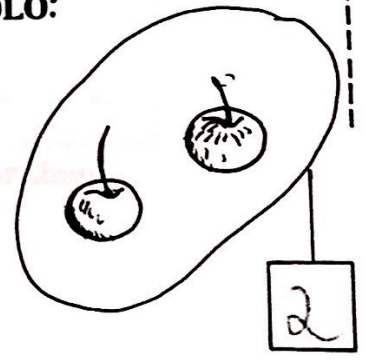
b)



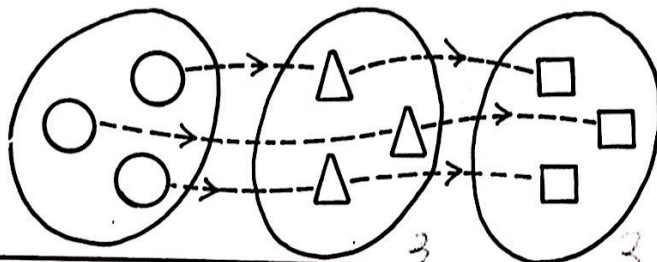
4



0




2



TRÊS


a) MARQUE OS CONJUNTOS COM TRÊS ELEMENTOS:




b)



c) Desenhe os elementos:




d) Escreva o numeral cardinal:






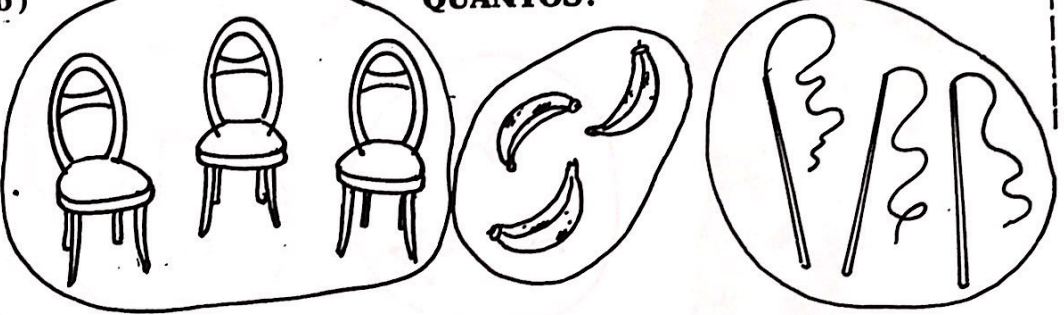
QUAL CONJUNTO PODERÁ ENTRAR NO PICADEIRO?

28

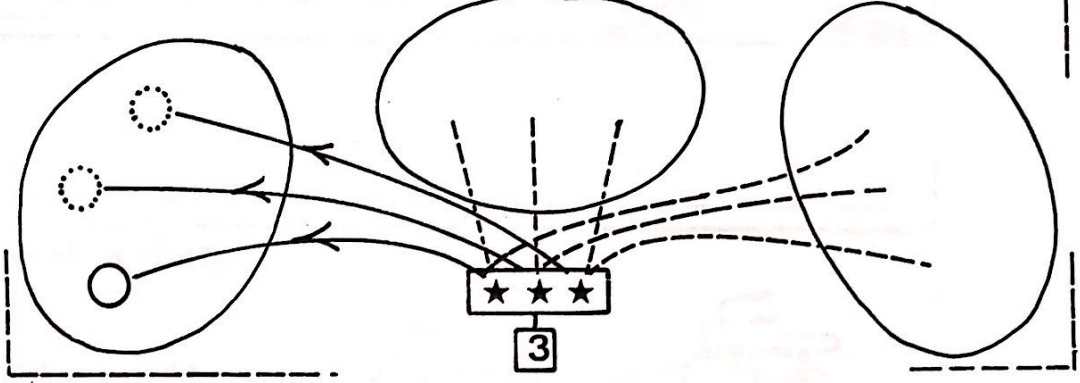


b)

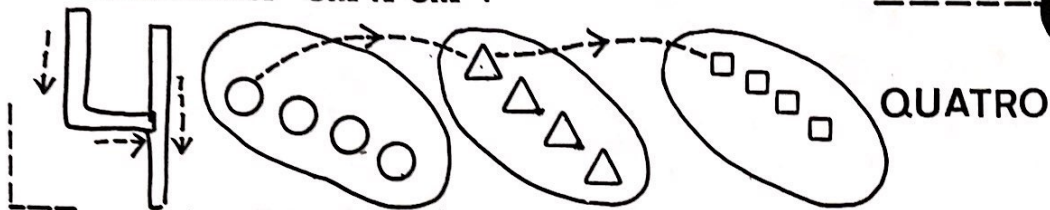
QUANTOS?




CAIXINHA DE SEGREDO




**CORRESPONDA "UM A UM":**




**a) MARQUE OS CONJUNTOS COM QUATRO ELEMENTOS:**



**b)**



**c) QUANTAS RODAS?**

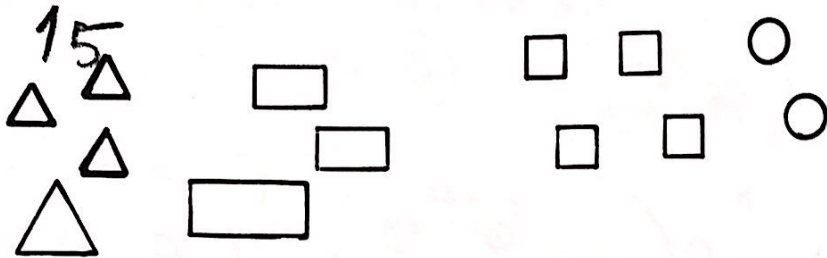




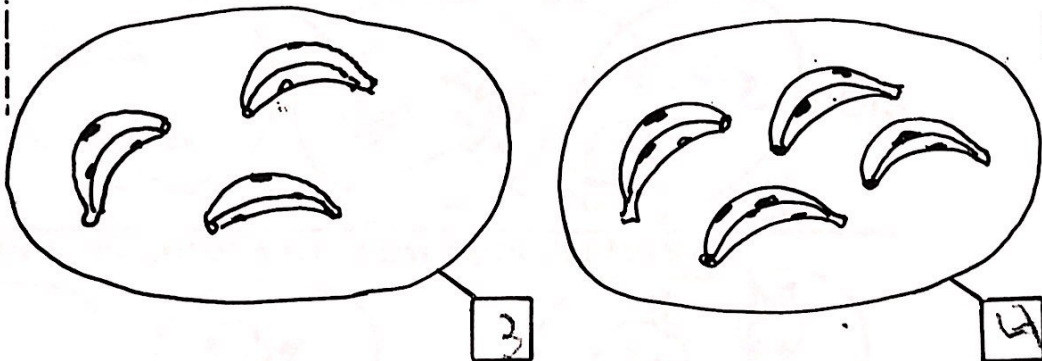
30

FORME CONJUNTOS  
MARQUE OS DE QUATRO ELEMENTOS:


a)



b) ESCREVA O NUMERAL CARDINAL:


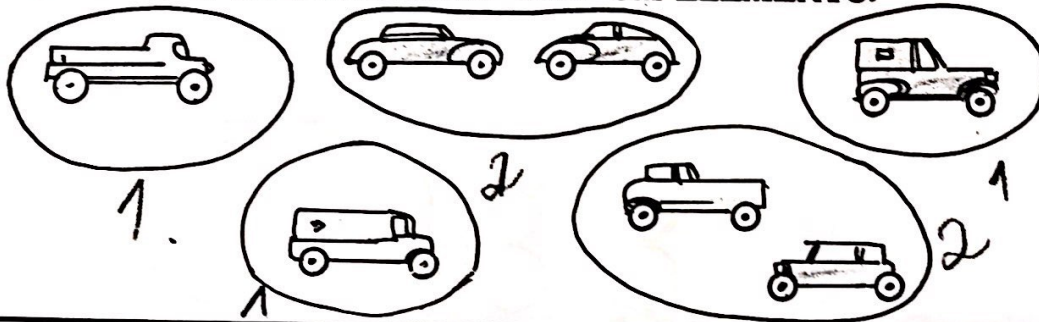


c) QUAL CONJUNTO PODERÁ ENTRAR NA CAIXA?







b) MARQUE OS CONJUNTOS COM UM ELEMENTO:



d) MARQUE OS CONJUNTOS COM DOIS ELEMENTOS:



e) QUAL PODERÁ ENTRAR NA CAIXA?

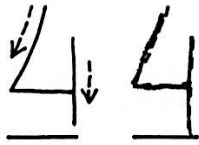




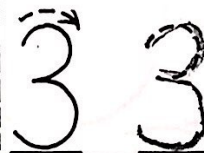

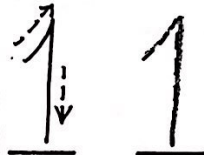
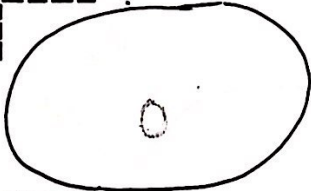

32 COMPLETE:




modelo







a)



b) ESCREVA O NUMERAL CARDINAL:


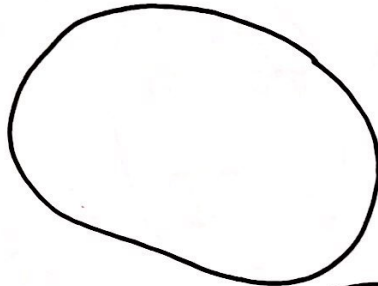
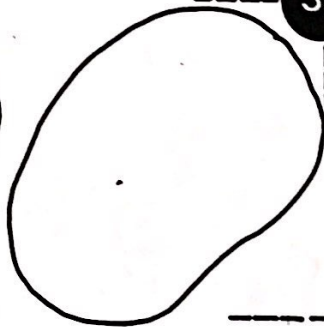



c) DESENHE ELEMENTOS:

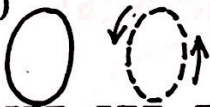


ESCREVA OS NUMERAIS CARDINAIS:

a)

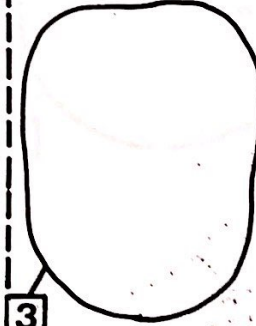
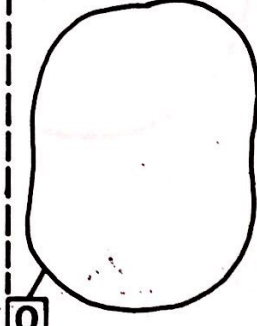

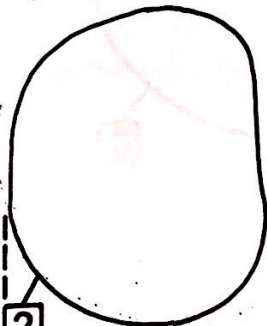


b)



DESENHE ELEMENTOS:

c)







CORRESPONDA "UM A UM":

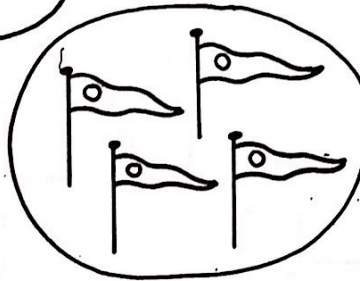


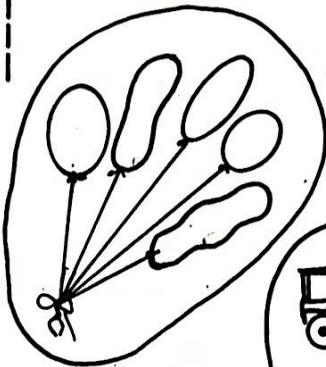


a)



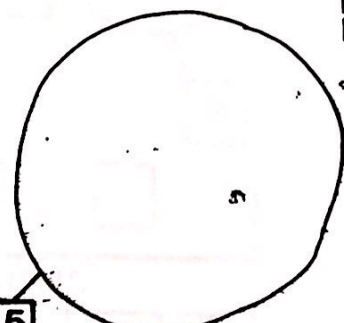
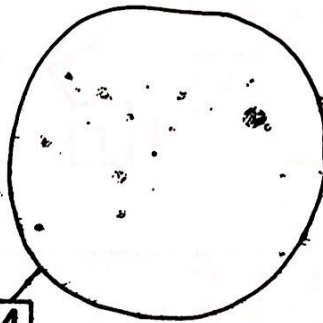

CINCO

b) MARQUE OS CONJUNTOS COM CINCO ELEMENTOS:



c) 5 5 5

d) DESENHE ELEMENTOS:



**RELAÇÃO DE DESIGUALDADE:**

a)

3                      2                      4                      3

3 > 2                      4 > 3

modelo

b)

□                      □                      □                      □

□                      □                      □                      □

c)

3                      1                      4                      3

□                      □                      □                      □

**ESCREVA O NUMERAL CARDINAL:**

d)

3                      □                      □                      □

□                      □                      □                      □



RELAÇÃO DE DESIGUALDADE



a) modelo

Diagram illustrating the relationship of inequality with shapes. It shows three columns of shapes connected by lines to boxes below them. A dashed arrow points from the first column to the second.

5 circles	3 squares	4 triangles
1 circle	1 square	1 triangle
1 circle	1 square	1 square

Below the boxes, the inequality is written:  $\square > \triangle > \square$

b)

3 circles	2 triangles
1 circle	1 triangle
1 square	1 square

Below the boxes, the inequality is written:  $\_ \_ > \_ \_$

c)

2 circles	4 triangles
2 squares	2 squares

Below the boxes, the inequality is written:  $\_ \_ > \_ \_$

d)

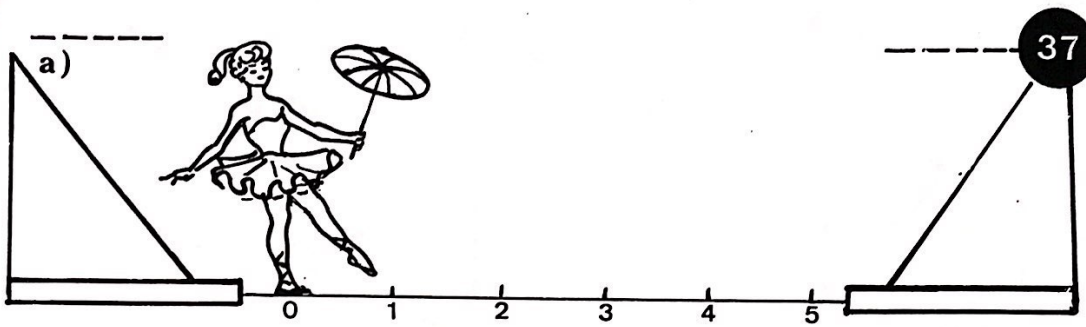
3 circles	1 circle	2 circles
3 squares	1 square	2 squares

Below the boxes, the inequality is written:  $\_ \_ > \_ \_ > \_ \_$


e) ORDENE OS CONJUNTOS:

2 circles	4 circles	0 circles	3 circles	5 circles	1 circle
1 square	1 square	0 square	1 square	1 square	1 square
0	1 square	1 square	1 square	1 square	1 square

A dashed arrow points from the '0' box to the '0' box in the second row.



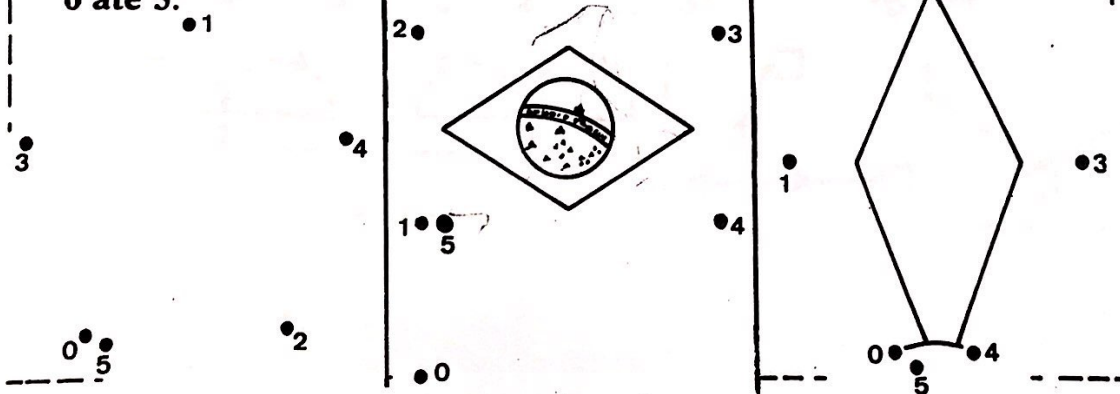
b) COMPLETE COM NUMERAIS CARDINAIS:



c) Complete

0	1	2	3	4	5
0	1	2	3		
0	1				
0	1				

d) Ligue os pontos de 0 até 5:





**38 COMPLETE:**

a) modelo

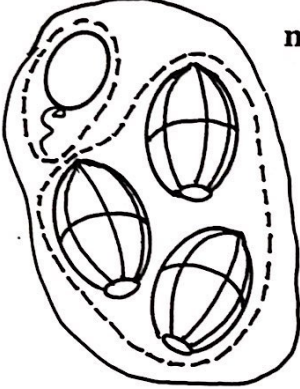
b) COMPLETE:

<u>0</u>	<u>1</u>	<u>2</u>	<u>3</u>	<u>4</u>	<u>5</u>
<u>0</u>	<u>---</u>	<u>2</u>	<u>3</u>	<u>---</u>	<u>5</u>
<u>---</u>	<u>1</u>	<u>2</u>	<u>---</u>	<u>4</u>	<u>---</u>
<u>0</u>	<u>---</u>	<u>---</u>	<u>3</u>	<u>4</u>	<u>---</u>




c) NÚMEROS VIZINHOS:

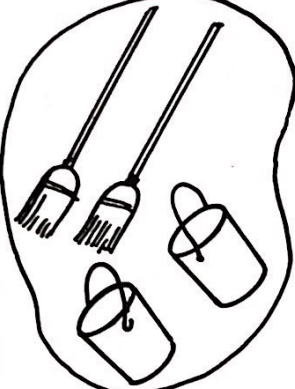
**COMPLETE:**

modelo a)







Quantos?

2	3	1	
1	4	2	
5	4	3	






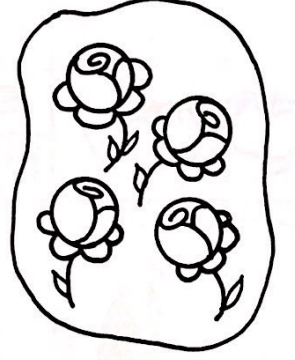
Quantos?

2	3	4	
1	2	3	
4	5	3	






Quantos?


2	1	3	
4	3	2	
2	5	4	






Quantos?


2	4	1	
0	3	2	
5	3	4	

b) modelo







Quantos?

1	
3	
4	






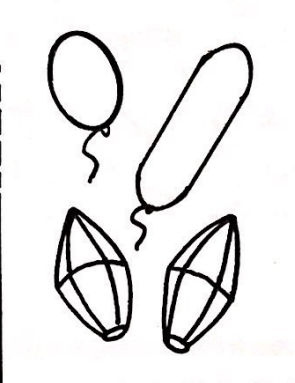
Quantos?






Quantos?

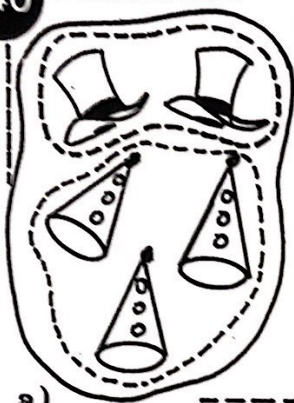


Quantos?



40 COMPLETE:



modelo

Quantos?

2	4	1	
1	3	2	
5	4	3	




Quantos?

3	4	0	
1	2	3	
3	4	5	




Quantos?

2	0	1	
4	3	2	
5	4	3	




Quantos?

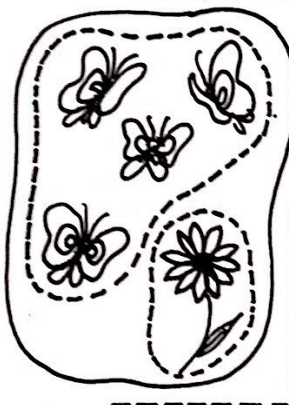
3	5	1	
0	4	2	
5	3	4	



Quantos?

Quantos?


Quantos?





Quantos?


RELAÇÃO DE ORDEM -----


a)



b) Observe a flecha e marque o 2.º e o 5.º




c) Observe a flecha e complete - com os numerais ordinais.




d) Complete com os numerais ordinais.

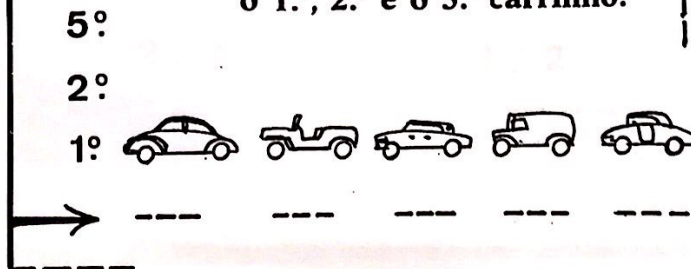
Em que degrau da escada está o passarinho?



e) Marque a 3.ª pessoa da fila que vai entrar no circo.




Observe a flecha e marque o 1.º, 2.º e o 5.º carrinho.





42 QUAL É O NUMERAL?


a) modelo



$2 + 1$




$1 + 3$



$2 + 2$

b)




$3 + 1$

$2 + 2$

$2 + 1$

c)




$2 + 2$

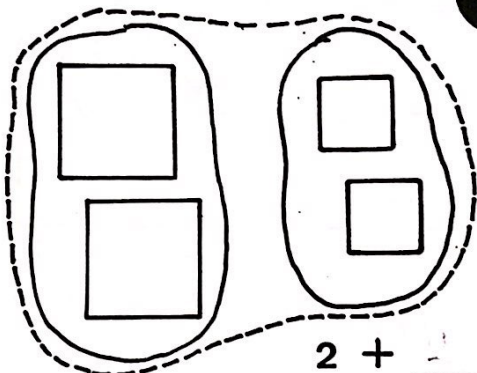
$2 + 4$

$3 + 2$

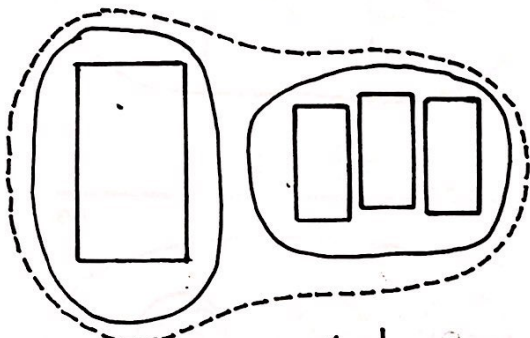
COMPLETE OS NUMERAIS:



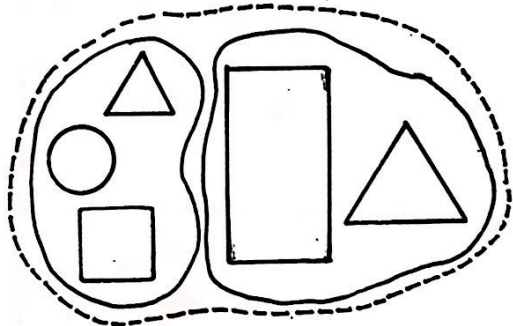
1 + 2 =




2 + 2 =



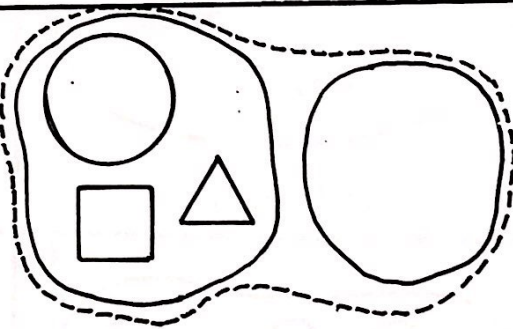
1 + 3 =



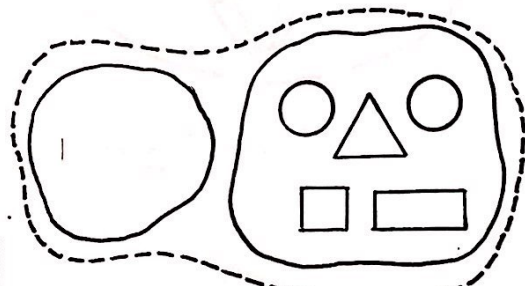
3 + 2 =



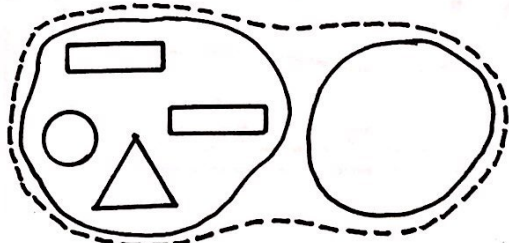
2 + 3 =



3 + 1 =



0 + 5 =

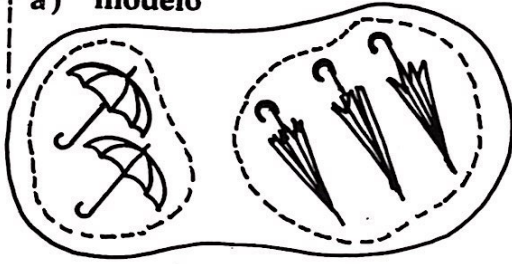


4 + 0 =




44 COMPLETE : -----

a) modelo




$$2 + 3 = 5$$

b)




$$2 + 2 = 4$$

c)




$$4 + 1 = \dots$$

d)




$$3 + 1 = \dots$$

e)



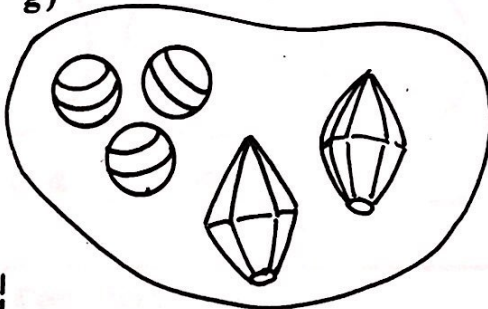
$$3 + 0 = \dots$$

f)




$$1 + 4 = \dots$$

g)



$$\dots + \dots = \dots$$

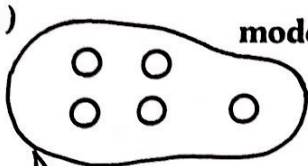
h)



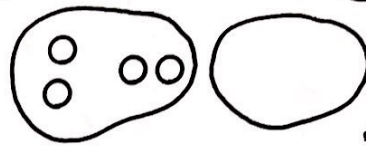
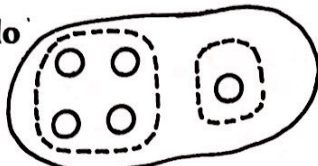
$$\dots + \dots = \dots$$

FORME SUBCONJUNTOS E COMPLETE  
A RELAÇÃO DE IGUALDADE:

a)



modelo




5

4 + 1

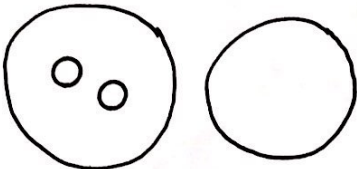
4 = 2 + 2



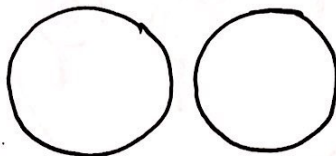
NÃO ESQUEÇA  
O SINAL =



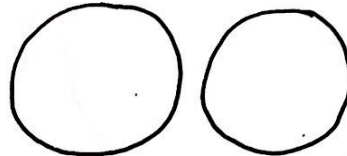
3 = 2 + 1



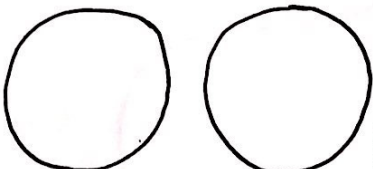
2 = 1 + 1




3 = 1 + 2



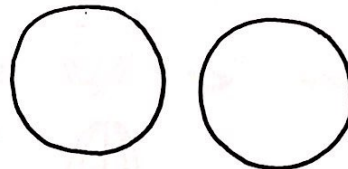
3 = 3 + 0



5 = 1 + 4

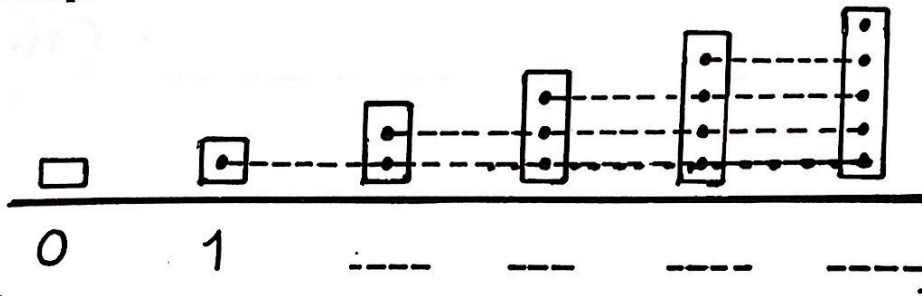


5 = 5 + 0



4 = 0 + 4

b) Complete:



0

1

---

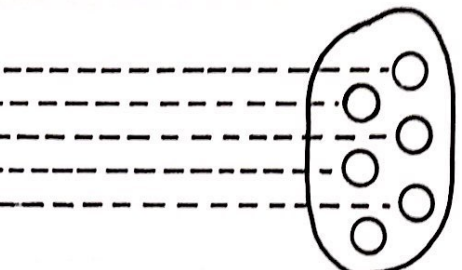
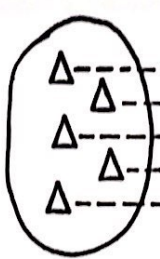
---

---

---



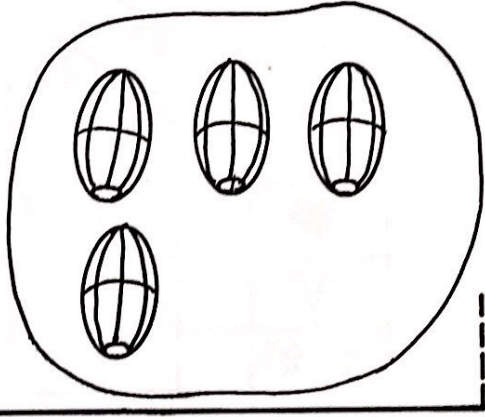


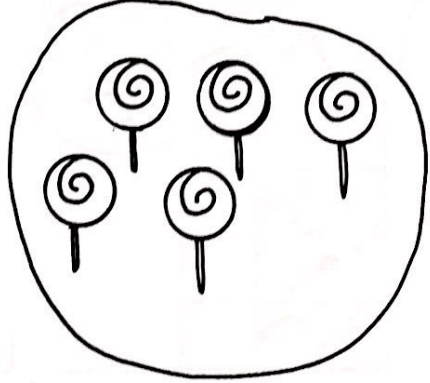
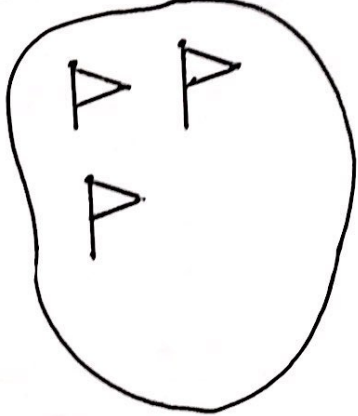
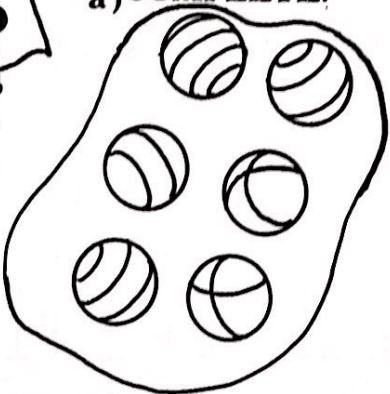
5  
CINCO




6  
SEIS




a) COMPLETE:



b)

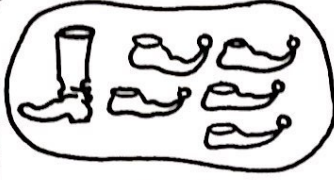


*Atletico*




Quantos?

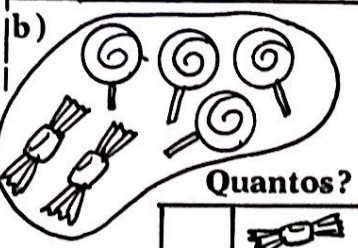
3	4	2	
4	3	0	
3	6	5	



1	3	4	
5	2	3	
6	4	5	




3	1	4	
2	3	0	
5	4	6	

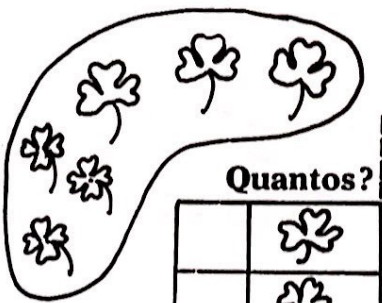


Quantos?








Quantos?








c) COMPLETE:



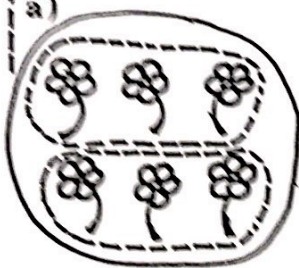
Number line exercises with arrows indicating direction and numbers:

- 4 → 5 → 6
- 2 → 3 → ---
- → 5 → ---
- → 2 → ---
- → 4 → ---
- → 1 → ---




FORME SUBCONJUNTOS E COMPLETE A RELAÇÃO DE IGUALDADE:

a)



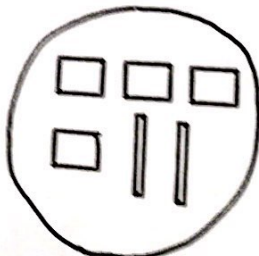
$3 + 3 = \underline{\quad}$



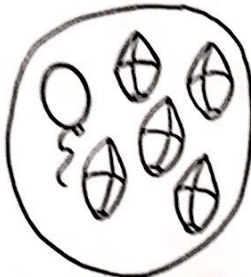
$2 + 4 = \underline{\quad}$



$5 + 1 = \underline{\quad}$



$4 + 2 = \underline{\quad}$




$1 + 5 = \underline{\quad}$



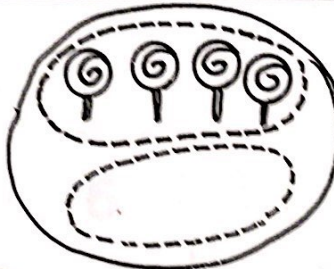
$6 + 0 = \underline{\quad}$



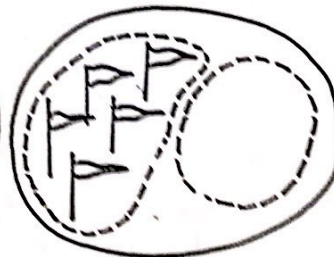
b)




$2 + \boxed{4} = \underline{6}$



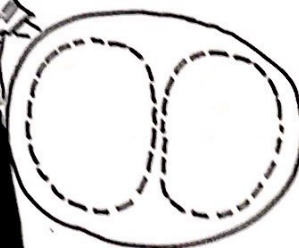
$4 + \boxed{2} = \underline{6}$



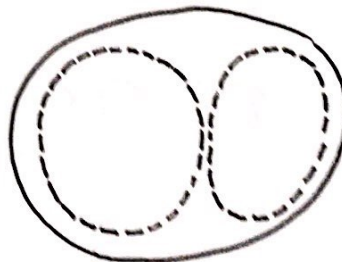
$5 + \boxed{1} = \underline{6}$



$1 + \boxed{5} = \underline{6}$



$3 + \boxed{3} = \underline{6}$




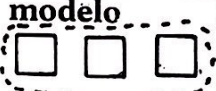
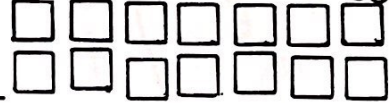


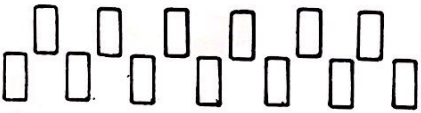
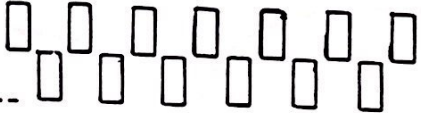


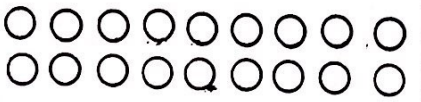

$6 + \boxed{0} = \underline{6}$

FORME CONJUNTOS DE ACORDO COM O NUMERAL!

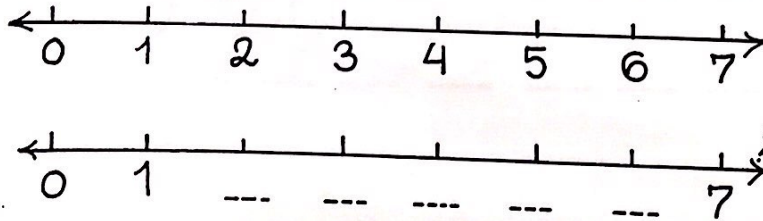
ÊSTE EXERCÍCIO E' BEM FACIL!

QUEREMOS QUE VOCÊ ACERTE TUDO!



3		modelo		6	
4				5	
5				6	
6				4	
4				3	

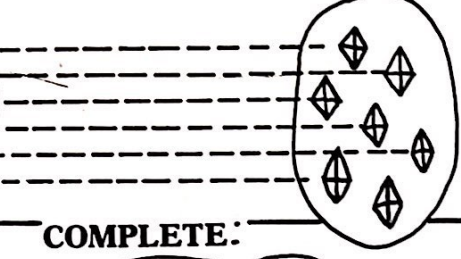
c) Complete:





a)

6

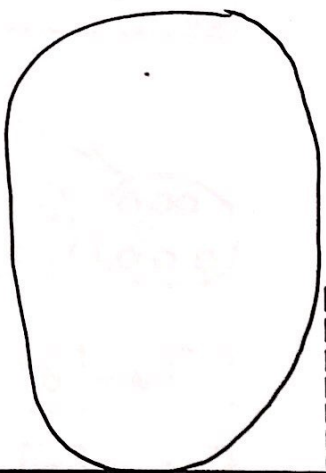

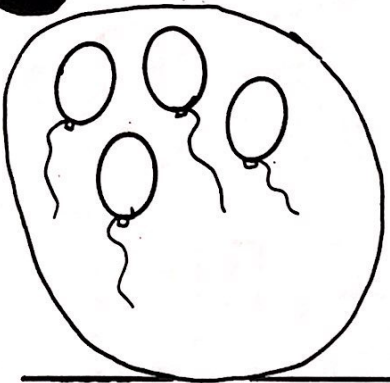
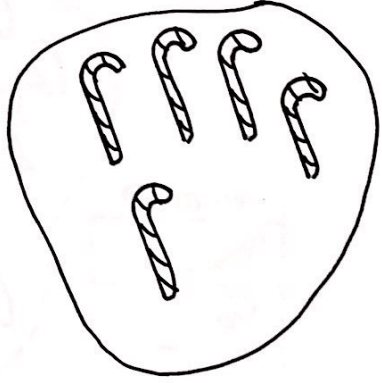
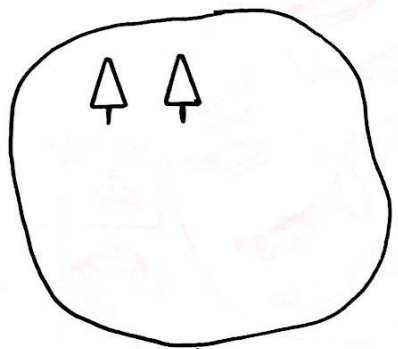
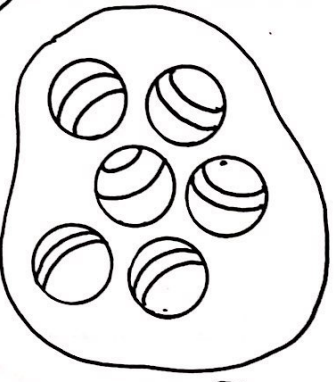



7

SETE

COMPLETE:

b)



c) 7 7 7

a)

Quantos?

3	4	2	
4	5	3	
5	7	5	

Quantos?

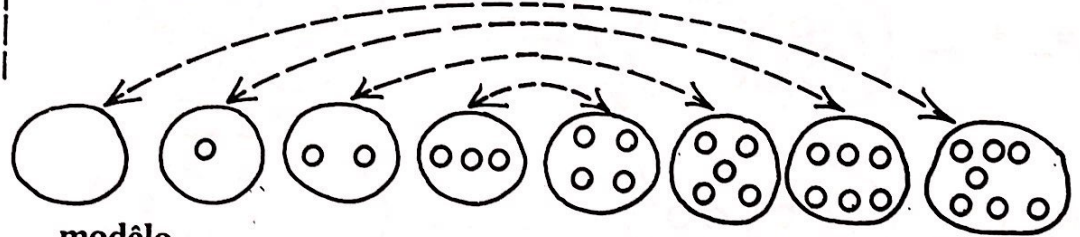
2	5	4	
3	1	2	
7	4	3	

b)

Quantos?


Quantos?


c) COMPLETE:



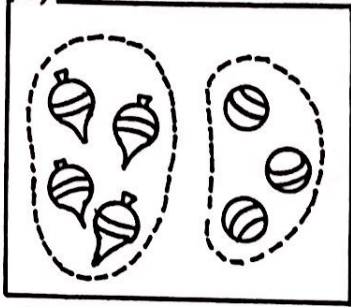
modelo

3	,	4	→	7		1	,	6	→	□
4	,	3	→	□		6	,	1	→	□
2	,	5	→	□		0	,	7	→	□
5	,	2	→	□		7	,	0	→	□

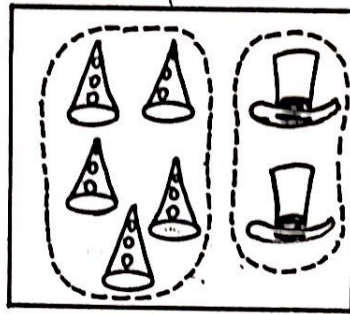


modelo

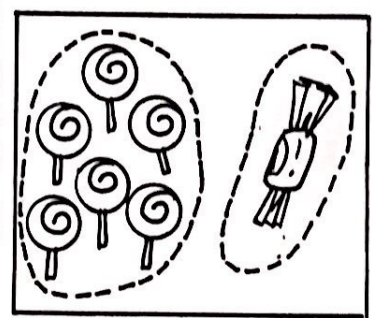
a)



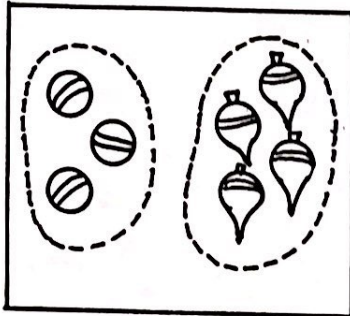
$4 + 3 = 7$



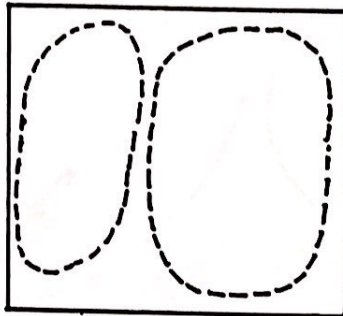
$5 + 2 = 7$



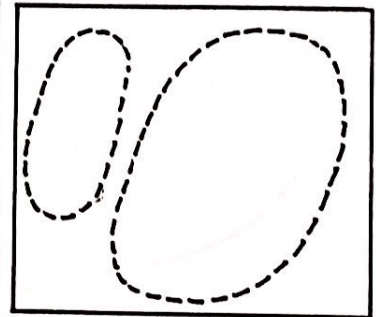
$6 + 1 = 7$



$3 + 4 = 7$



$2 + 5 = 7$



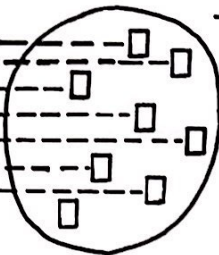
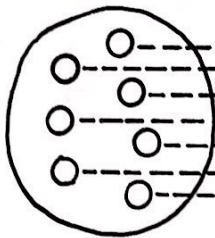
$1 + 6 = 7$

b)

RELACIONE:

	$4 + 3 = 7$		$5 + 2 = 7$
	$6 + 1 = 7$		$0 + 7 = 7$
	$2 + 5 = 7$		$3 + 4 = 7$
	$7 + 0 = 7$		$1 + 6 = 7$


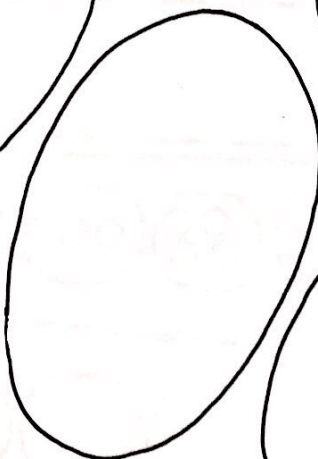
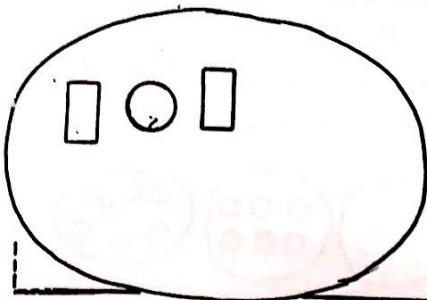
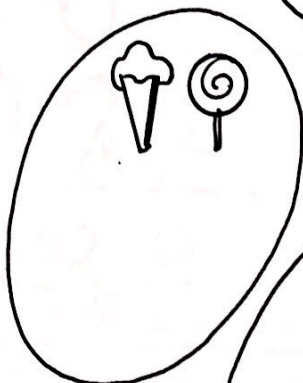
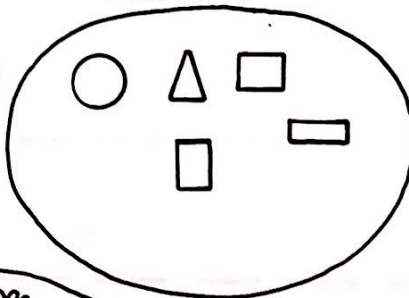
7



OITO

a)

COMPLETE:






















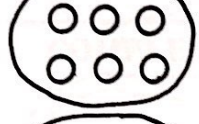




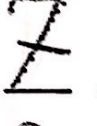
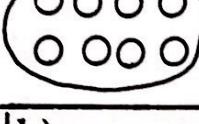


b)




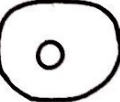
















COMPLETE :

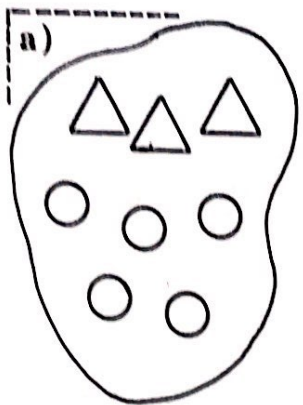
a)

				_____	_____	_____	_____	_____	_____
			_____	_____	_____	_____	_____	_____	_____
			_____	_____	_____	_____	_____	_____	_____
			_____	_____	_____	_____	_____	_____	_____
			_____	_____	_____	_____	_____	_____	_____
			_____	_____	_____	_____	_____	_____	_____
			_____	_____	_____	_____	_____	_____	_____
			_____	_____	_____	_____	_____	_____	_____
			_____	_____	_____	_____	_____	_____	_____

b)

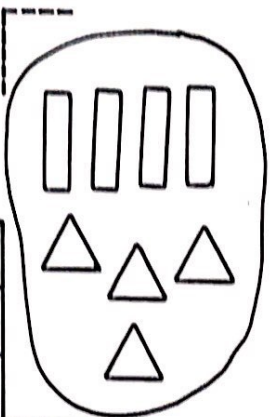
							
							

A dashed arrow points from the rightmost oval in the top row to the leftmost oval in the bottom row.



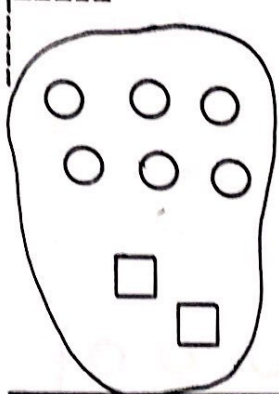
Quantos?

3	4	2	△
0	5	3	○
8	6	7	△



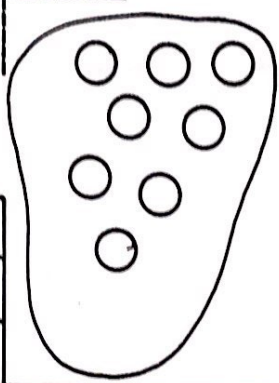
Quantos?

4	6	2	□
5	4	3	△
7	8	6	□△



Quantos?

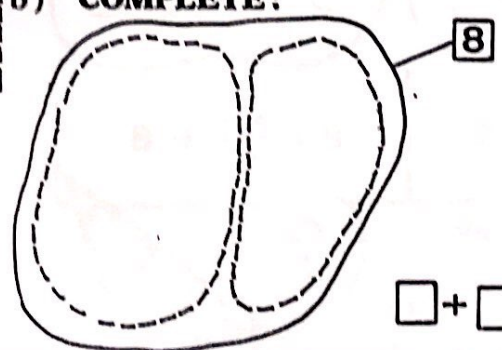
-----	○
-----	□
-----	○ □
-----	



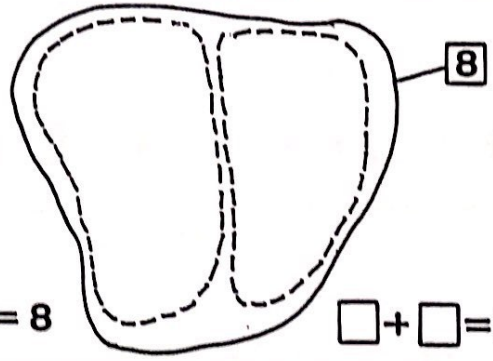
Quantos?

-----	○
-----	□
-----	□ ○
-----	

b) COMPLETE:

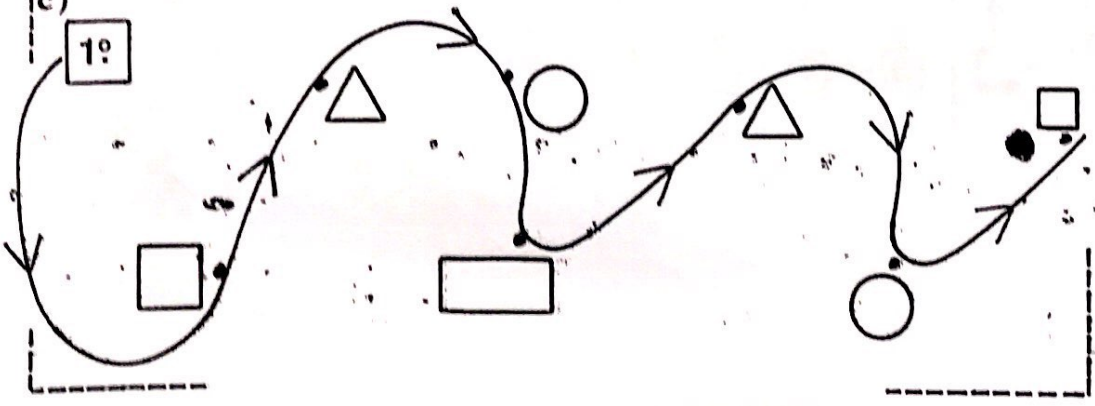


$$\square + \square = 8$$



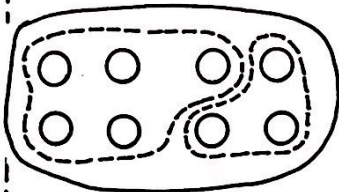
$$\square + \square = 8$$

c)

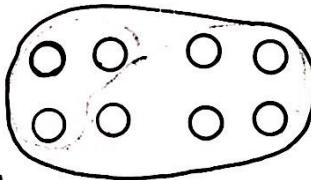




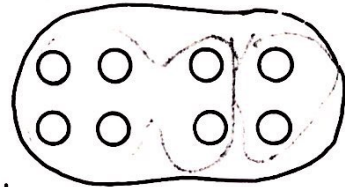
modelo




$$5 + \boxed{3} = 8$$




$$3 + \boxed{\phantom{0}} = 8$$



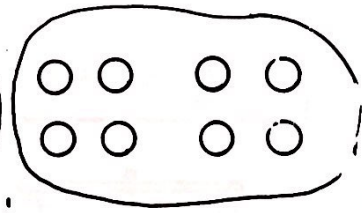
$$6 + \boxed{\phantom{0}} = 8$$



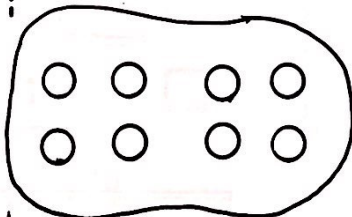
$$4 + \boxed{\phantom{0}} = 8$$



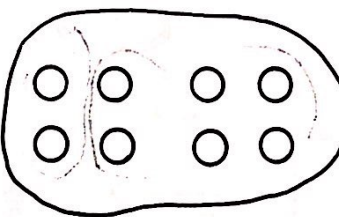
$$7 + \boxed{\phantom{0}} = 8$$




$$4 + \boxed{\phantom{0}} = 8$$



$$8 + \boxed{\phantom{0}} = 8$$



$$2 + \boxed{\phantom{0}} = 8$$

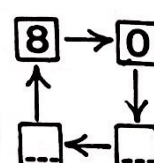
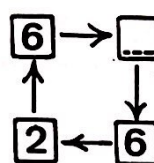
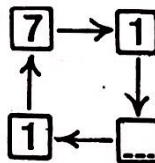
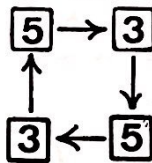


$$0 + \boxed{\phantom{0}} = 8$$




Caixinha de segredo:

modelo:



QUANTAS CHAPINHAS DEVEREI COLOCAR PARA EQUILIBRAR OS PRATOS DA BALANÇA?



$5 + 3 = \square$




$6 + 2 = \square$

a)




$7 + 1 = \square$




$8 + 0 = \square$



$3 + 5 = \square$



$1 + 7 = \square$




$4 + 4 = \square$




$2 + 6 = \square$


b)



$3 + \square = 6$



$2 + \square = 5$




$1 + \square = 6$

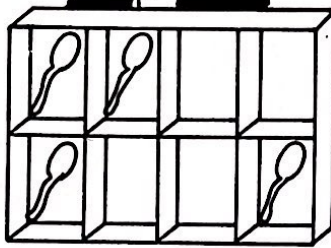




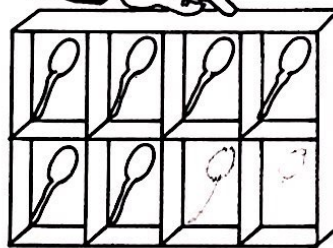
a)



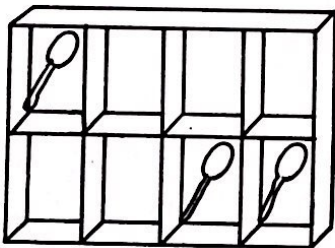
$2 + \square = \dots$



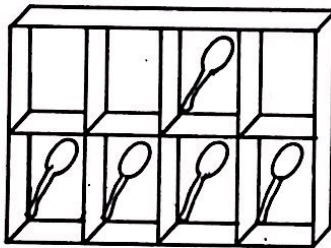
$4 + \square = \dots$



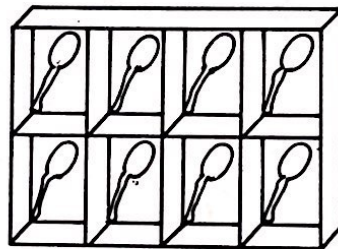
$6 + \square = \dots$



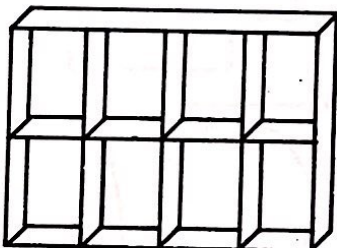
$3 + \square = \dots$



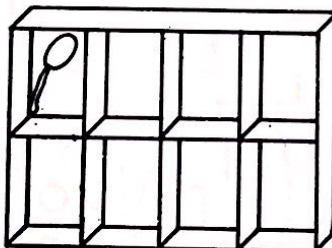
$5 + \square = \dots$




$8 + \square = \dots$



$0 + \square = \dots$



$1 + \square = \dots$



$7 + \square = \dots$

b)

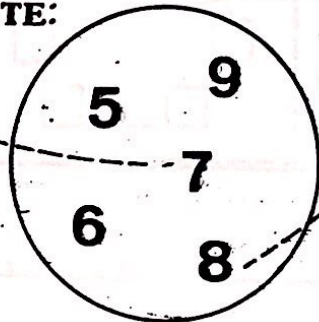
COMPLETE:

$4 + 3$

$2 + 4$

$4 + 2$

$3 + 4$



$5 + 3$

$2 + 6$

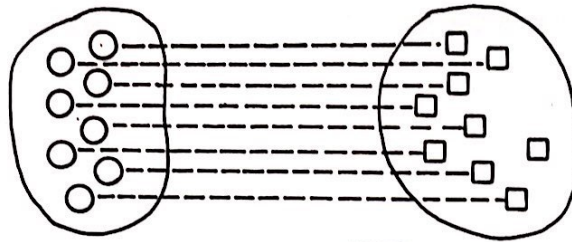
$6 + 2$

$2 + 3$





8


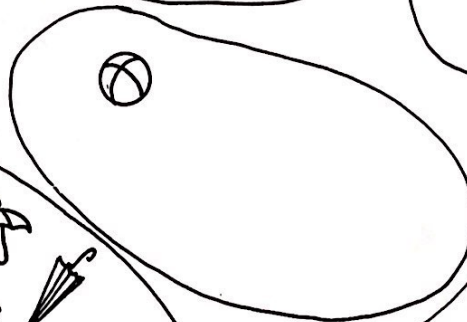



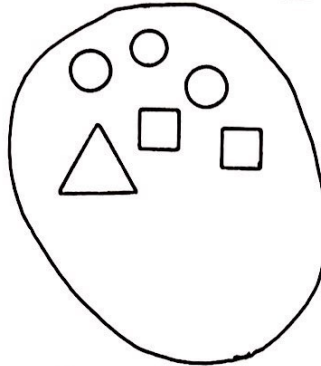




9

NOVE

COMPLETE:

a)



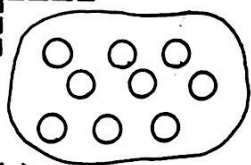


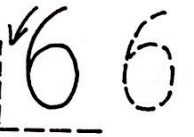
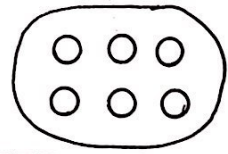

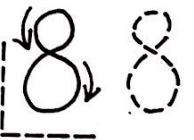
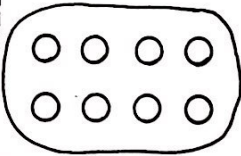
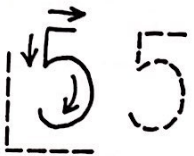

b)

9

9

COMPLETE:

a)

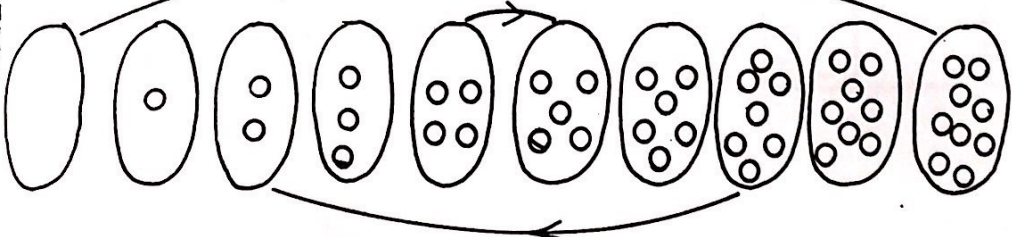


b)

0	1	2	3	4	5	6	7	8	9
0	1	2	3	4	5	6	7	8	9
0	1								
0									




c)






a)

b) ENLACE CONJUNTOS COM OITO ELEMENTOS



c) ENLACE CONJUNTOS COM NOVE ELEMENTOS



d)

Quantos?	Quantos?	Quantos?																																				
<table border="1"> <tr><td>3</td><td>4</td><td>6</td><td>○</td></tr> <tr><td>4</td><td>3</td><td>5</td><td>□</td></tr> <tr><td>8</td><td>9</td><td>7</td><td>○ □</td></tr> </table>	3	4	6	○	4	3	5	□	8	9	7	○ □	<table border="1"> <tr><td>3</td><td>6</td><td>4</td><td>△</td></tr> <tr><td>5</td><td>6</td><td>3</td><td>—</td></tr> <tr><td>8</td><td>7</td><td>9</td><td>△ —</td></tr> </table>	3	6	4	△	5	6	3	—	8	7	9	△ —	<table border="1"> <tr><td>6</td><td>7</td><td>8</td><td>□</td></tr> <tr><td>1</td><td>0</td><td>3</td><td>△</td></tr> <tr><td>7</td><td>9</td><td>8</td><td>□ △</td></tr> </table>	6	7	8	□	1	0	3	△	7	9	8	□ △
3	4	6	○																																			
4	3	5	□																																			
8	9	7	○ □																																			
3	6	4	△																																			
5	6	3	—																																			
8	7	9	△ —																																			
6	7	8	□																																			
1	0	3	△																																			
7	9	8	□ △																																			

e)

Quantos?	Quantos?	Quantos?																		
<table border="1"> <tr><td>---</td><td>○</td></tr> <tr><td>---</td><td>△</td></tr> <tr><td>---</td><td>○ △</td></tr> </table>	---	○	---	△	---	○ △	<table border="1"> <tr><td>---</td><td>□</td></tr> <tr><td>---</td><td>○</td></tr> <tr><td>---</td><td>□ ○</td></tr> </table>	---	□	---	○	---	□ ○	<table border="1"> <tr><td>---</td><td>○</td></tr> <tr><td>---</td><td>△</td></tr> <tr><td>---</td><td>○ △</td></tr> </table>	---	○	---	△	---	○ △
---	○																			
---	△																			
---	○ △																			
---	□																			
---	○																			
---	□ ○																			
---	○																			
---	△																			
---	○ △																			

COMPLETE: \_\_\_\_\_

a)



7 + 0 =

6 + 3 =

3 +  = 8

4 + 5 =

2 +  = 4

3 +  = 5

5 + 2 =

2 +  = 6

4 + 4 =

2 + 6 =

5 + 0 =

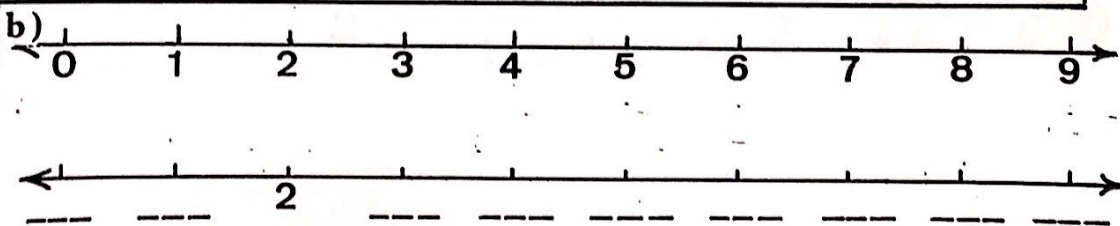
8 + 1 =

6 + 0 =

7 + 2 =

5 + 3 =

*Handwritten signature*





64 QUANTAS?

a) modelo

U					

b)

U					

c) modelo

+					

d) COMPLETE:

0; 1; 2; 3; 4; 5; 6.

3; 4; \_\_\_; \_\_\_; 7; 8; \_\_\_

\_\_\_; 3; 4; \_\_\_; \_\_\_; \_\_\_; 8



QUANTOS? \_\_\_\_\_

a)

+	4	2	5	3	0	1	6
3	7	---	---	---	---	---	---

b)

+	3	4	1	2
5	8	---	---	---

+	2	1	0	3
4	---	---	---	---

c)

+	3	4	1	2
2	---	---	---	---
3	---	---	---	---

+	5	2	1	3
2	---	---	---	---
4	---	---	---	---


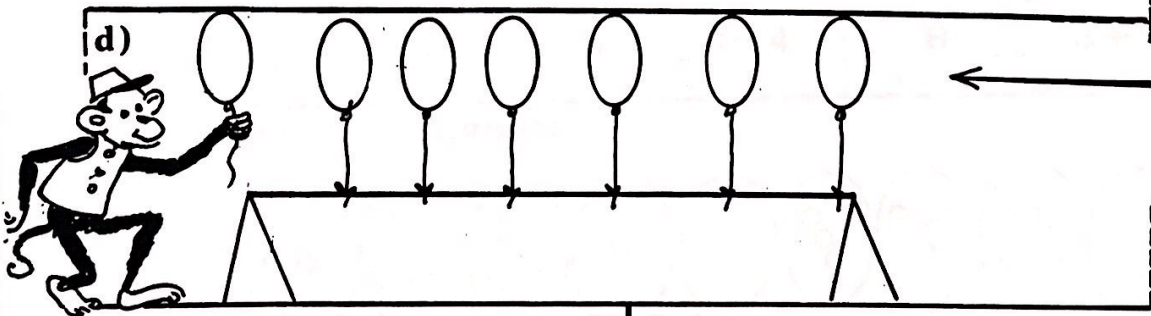


d) RELACIONE:

oito      cinco      sete      nove      seis





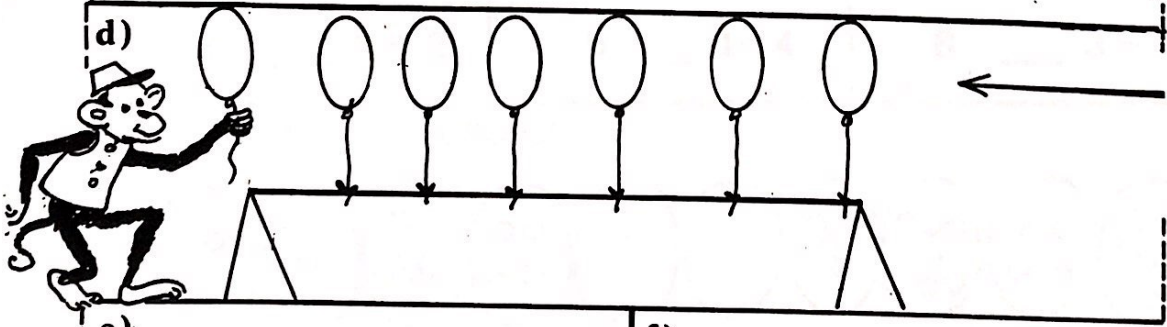




AGUARDE AS ORDENS:



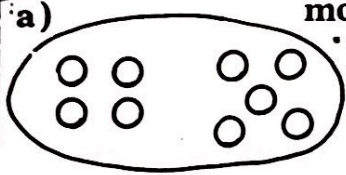


AGUARDE AS ORDENS:



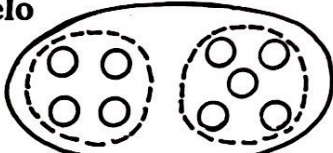
COMPLETE A RELAÇÃO DE IGUALDADE:

a)

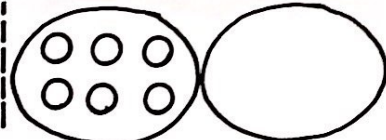


9

modelo



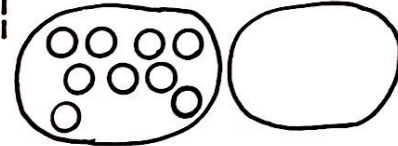
4 + 5



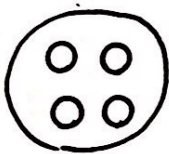
6 = 2 + 4




NÃO ESQUEÇA  
O SINAL =



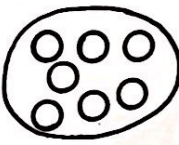
9 \_\_\_ 5 + 4




4




\_\_\_ 3 + 1




7




\_\_\_ 4 + 3




7




\_\_\_ 2 + 5




8



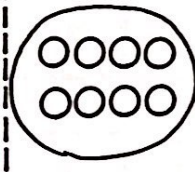
\_\_\_ 6 + 2




5



\_\_\_ 1 + 4




8



\_\_\_ 3 + 5

b) RELAÇÃO DE ORDEM:



0

1



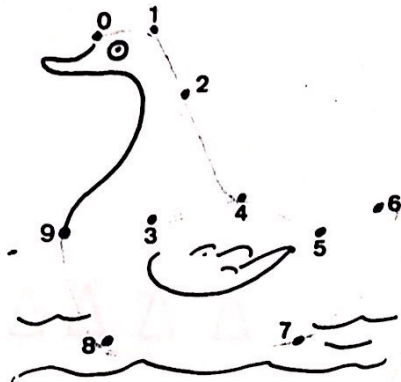
**AGUARDE AS ORDENS.**

a)

- |                   |                   |
|-------------------|-------------------|
| $7 + 2 = \square$ | $2 + 7 = \square$ |
| $5 + 4 = \square$ | $4 + 5 = \square$ |
| $0 + 8 = \square$ | $8 + 0 = \square$ |
| $6 + 3 = \square$ | $3 + 6 = \square$ |
| $0 + 9 = \square$ | $9 + 0 = \square$ |
| $3 + 5 = \square$ | $5 + 3 = \square$ |
| $4 + 3 = \square$ | $3 + 4 = \square$ |
| $2 + 6 = \square$ | $6 + 2 = \square$ |
| $1 + 5 = \square$ | $5 + 1 = \square$ |



b)



c)

0										9									
1										8									
2										7									
3										6									
4										5									
5										4									
6										3									
7										2									
8										1									
9										0									

d)

0; 1; 2; 3; 4; 5; 6; 7; 8; 9  
 9; 8; ---; ---; ---; ---; ---; ---; ---; ---;  
 9; ---; ---; ---; ---; ---; ---; ---; ---; ---;

a)

b)

COMPLETE:

c)



QUAL É O NUMERAL?

a)

Each group is connected to a small square box for the answer.

b)

Each group is connected to a table with the question 'Quantos?' and a grid of numbers and shapes.

Quantos?			
4	5	3	○
3	6	5	□
9	10	8	□ ○

Quantos?			
4	3	5	△
6	4	5	○
9	10	8	△ ○

Quantos?			
6	2	5	▭
3	8	7	△
9	10	8	▭ △

c)

Each group is connected to a table with the question 'Quantos?' and a grid of dashed lines and shapes.


Quantos?	
---	□
---	○
---	□ ○


Quantos?	
---	◇
---	▭
---	◇ ▭

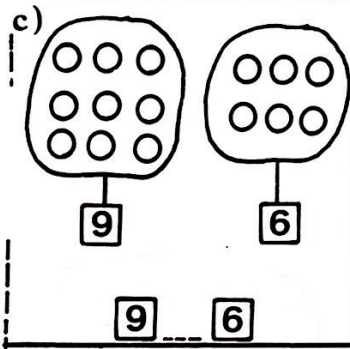
Quantos?	
---	□
---	△
---	△ □

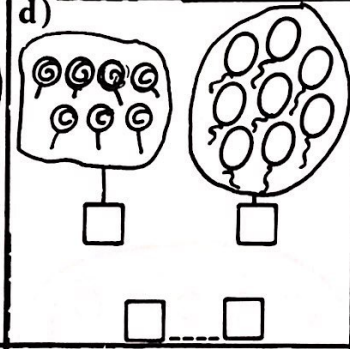
d)

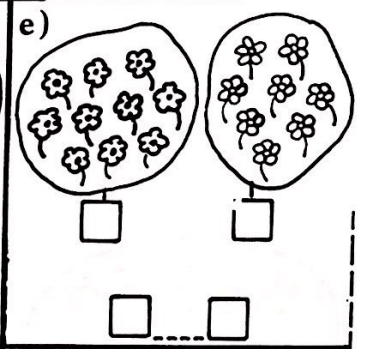
Number line 1: Between 2 and 4, there are 3 numbers (3, 4, 5).  
 Number line 2: Between 5 and 6, there are 1 number (6).  
 Number line 3: Between 8 and 9, there are 0 numbers.  
 Number line 4: Between 9 and 10, there are 1 number (10).

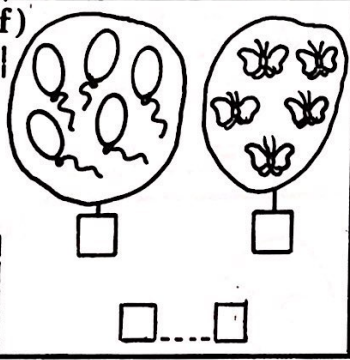
a)   $4 = 4$

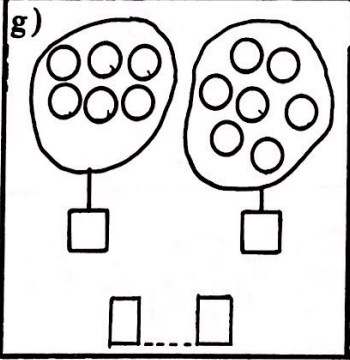
b)   $6 \neq 7$

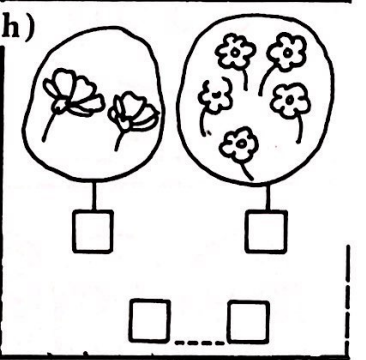
c)   $9 \quad 6$

d)   $\square \quad \square$

e)   $\square \quad \square$

f)   $\square \quad \square$

g)   $\square \quad \square$

h)   $\square \quad \square$


i) Caixinha de segredo

$4 \rightarrow 6$	$2 \rightarrow 8$	$7 \rightarrow \square$	$1 \rightarrow 9$
$\uparrow + \downarrow$	$\uparrow + \downarrow$	$\uparrow + \downarrow$	$\uparrow + \downarrow$
$6 \leftarrow 4$	$\square \leftarrow \square$	$3 \leftarrow \square$	$9 \leftarrow \square$



COMPLETE: \_\_\_\_\_

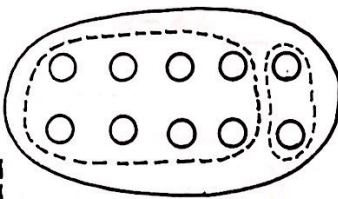
a)



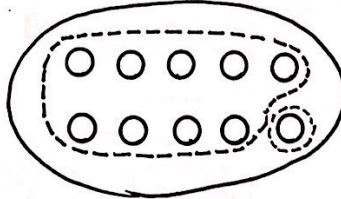
$10 = \_ + \_$

$10 = \_ + \_$

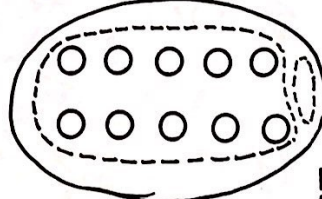
$10 = \_ + \_$



$\_ + \_ = 10$

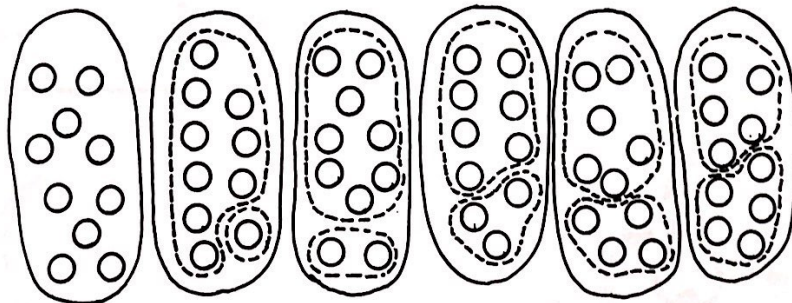


$\_ + \_ = 10$



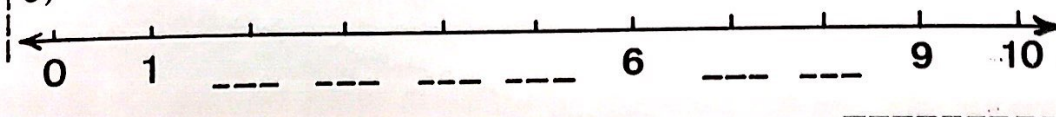
$\_ + \_ = 10$

b)



$10 = 9 + 1 = \_ + \_ = \_ + \_ = \_ + \_ = \_ + \_$


c)



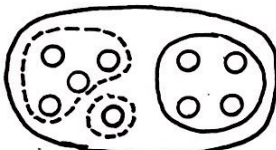
74 AGUARDE AS ORDENS

a)


modelo



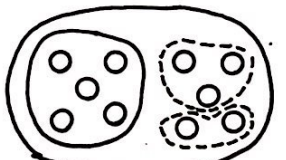
$9 = 5 + 4$



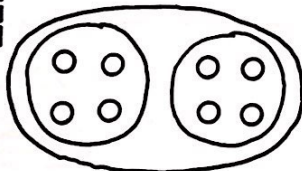
$9 = 4 + 1 + 4$



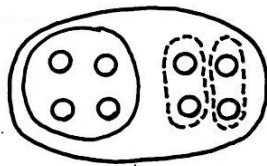
$10 = 5 + 5$



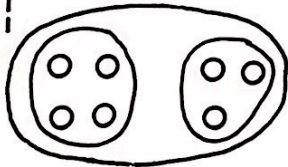
$10 = 5 + \quad +$



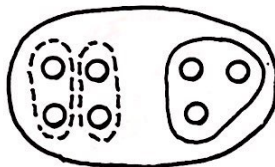
$8 = 4 + \quad$



$8 = \quad + \quad$




$7 = 4 + \quad$



$7 = \quad + \quad$

b)



c)





d)

2º


4º

9º






LEIA E RESOLVA



O urso e o elefante ganharam estas balas e amendoins.

Complete:

O urso ganhou ..... balas.  
O elefante ganhou ..... amendoins.  
Ao todo são ..... presentes.



Cacareco ganhou



e



Quantos presentes Cacareco ganhou?

Resposta: Cacareco ganhou ..... presentes.



Mimo comeu



e



Quantas frutas ele comeu?

Resposta: Mimo comeu ..... frutas.



O urso assustou as crianças e não ganhou nada.

Represente o conjunto que ele ganhou.

Gabiroba fez uma salada de frutas para as crianças

Comprou 5 bananas, 2 peras e 2 maçãs.  
Com quantas frutas ele fez a salada?

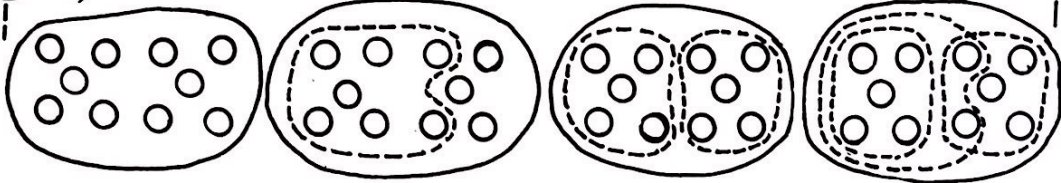
Em numerais: .....

Resposta: .....



= ou ≠ ?


a)



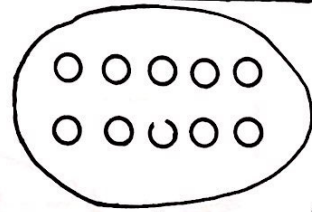
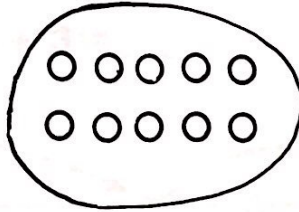
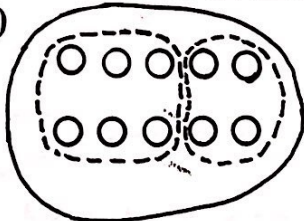
10

7 + 3 ... 5 + 5

7 + 3 ... 5 + 5



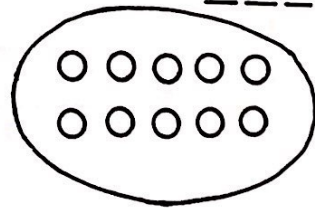
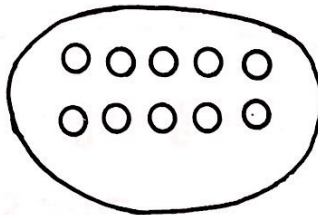
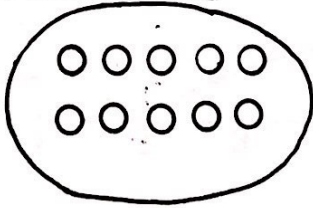
b)



6 + 4 ... 7 + 3

8 + 2 ... 5 + 5

9 + 1 ... 6 + 4



2 + 8 ... 1 + 9

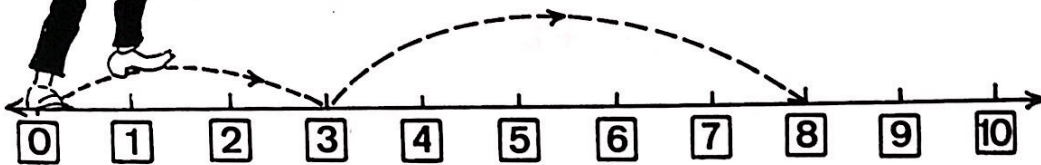
10 + 0 ... 3 + 7

5 + 5 ... 0 + 10

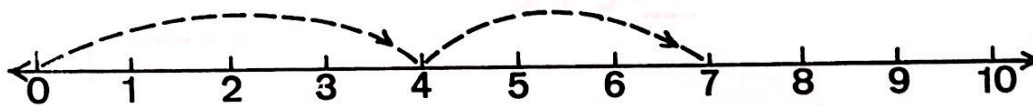




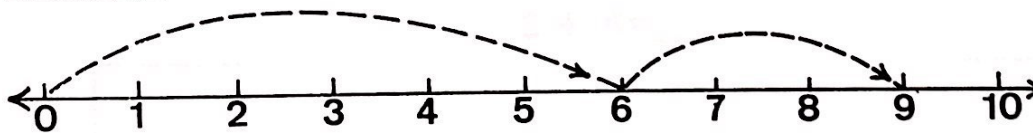
PRESTEM ATENÇÃO  
AO JOGO



$$3 + 5 = 8$$



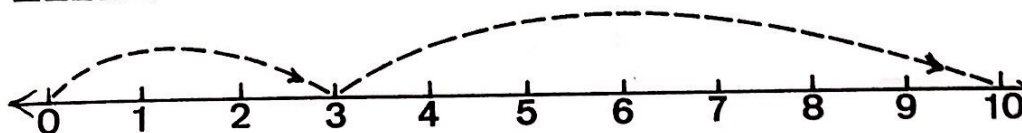
$$4 + 3 = \underline{\quad}$$



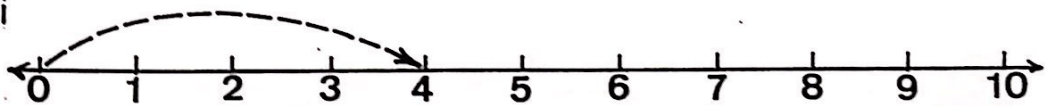
$$6 + 3 = \underline{\quad}$$



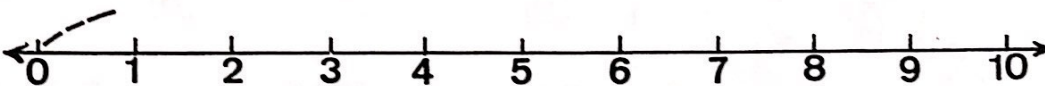
$$2 + 8 = \underline{\quad}$$



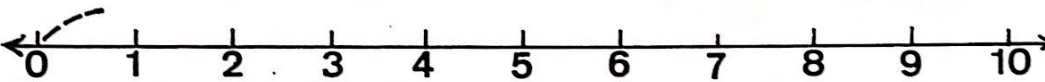
$$3 + 7 = \underline{\quad}$$



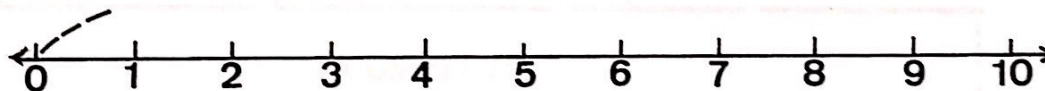
$$4 + 5 = \underline{\quad}$$



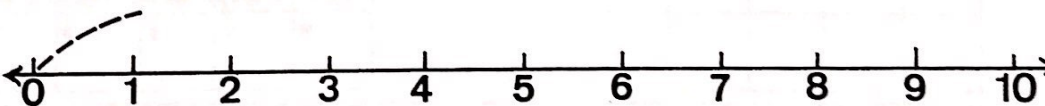
$$3 + 4 = \underline{\quad}$$



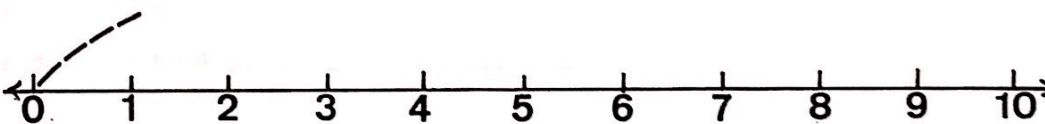
$$2 + 5 = \underline{\quad}$$



$$3 + 5 = \underline{\quad}$$



$$4 + 4 = \underline{\quad}$$



$$6 + 0 = \underline{\quad}$$



a)  $\text{-----} = \text{OU} \neq ?$   
 modelo

$8 = 5 + 3$     $4 + 3 \neq 3 + 3$

$\boxed{8}$     $\boxed{7}$     $\boxed{6}$

---

$2 + 3$     $5 + 3$     $3 + 5$     $8 + 1$

$\square$     $\square$     $\square$     $\square$

---

$7$     $4 + 3$     $4 + 4$     $7 + 1$     $6 + 3 \dots 8$     $6 + 3 \dots 9$

$\square$     $\square$     $\square$     $\square$     $\square$



b) COMPLETE:

+	2	5	4	0	3
3	↓	↓	↓	↓	↓
4	↓	↓	↓	↓	↓

+	6	7	4	5	3
2					
1					

RESOLVA:

c) O tabuleiro de Juca, o baleiro, tem 3 chocolates, 3 pirulitos e 2 tabletes de amendoim. Quantos doces há ao todo?

Em numerais -----

Resposta: -----

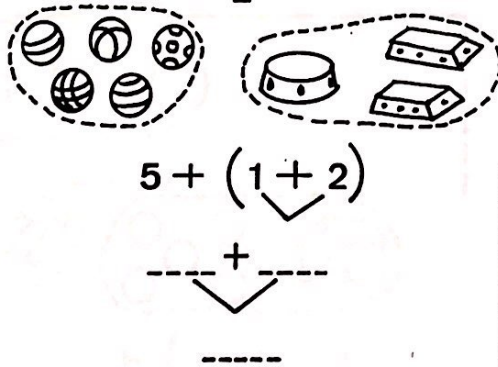
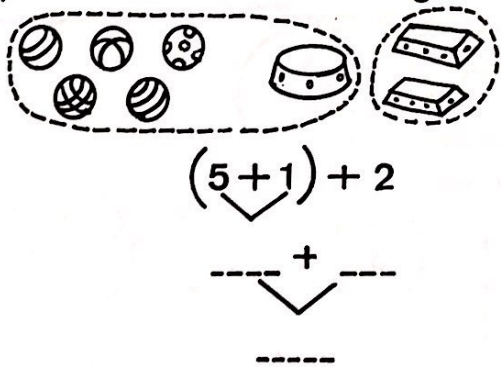
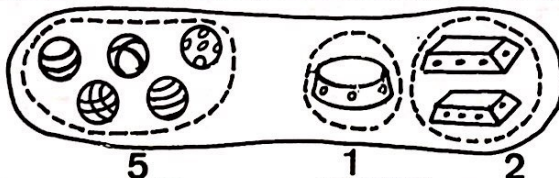
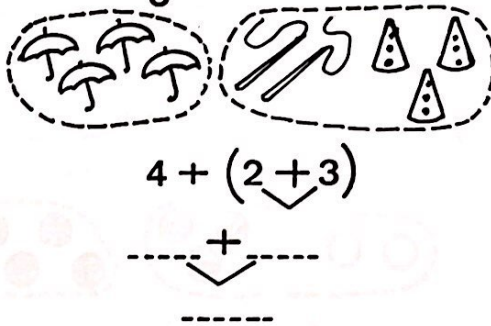
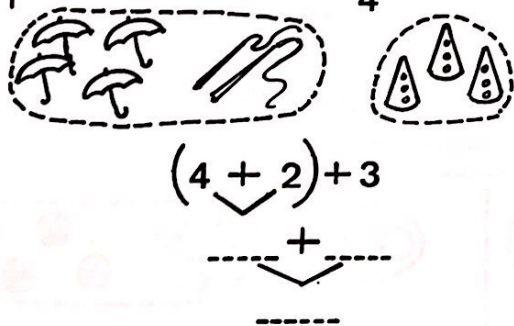
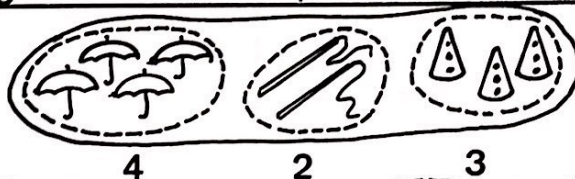
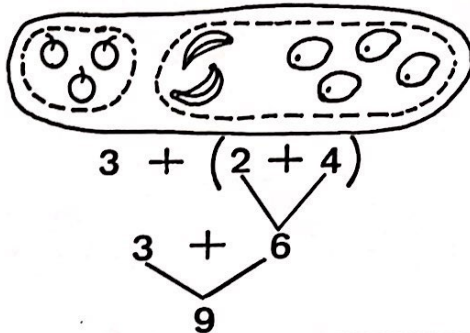
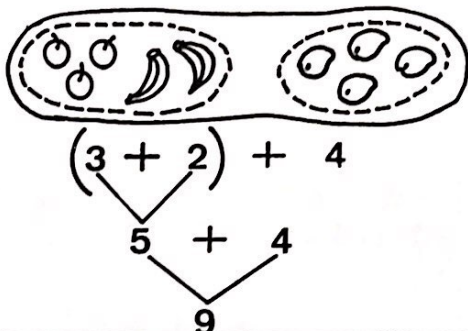
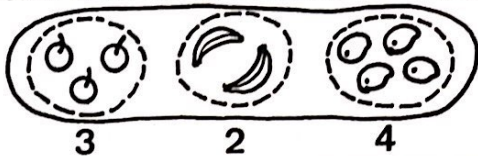
d) Juca vendeu 4 "drops" de laranja, 1 de abacaxi e 2 de hortelã. Quantos "drops" ele vendeu?

Em numerais: -----

Resposta: -----

RESOLVA: COMPARE OS RESULTADOS.


modelo





RESOLVA: COMPARE OS RESULTADOS.

a)




$$(2 + 2) + \text{---}$$

$$2 + (\text{---} + \text{---})$$

$$\text{---} + \text{---}$$

$$\text{---} + \text{---}$$

b)




$$(\text{---} + \text{---}) + \text{---}$$

$$\text{---} + (\text{---} + \text{---})$$

$$\text{---} + \text{---}$$

$$\text{---} + \text{---}$$

c)



$$(\text{---} + \text{---}) + \text{---}$$

$$\text{---} + (\text{---} + \text{---})$$

$$\text{---} + \text{---}$$

$$\text{---} + \text{---}$$

**82 AGUARDE AS ORDENS**

a)

modelo

$6 - 3 = \underline{\quad}$        $6 - 2 = \underline{\quad}$        $6 - 4 = \underline{\quad}$

$6 - 5 = \underline{\quad}$        $5 - 1 = \underline{\quad}$        $5 - 2 = \underline{\quad}$

$6 - 2 = \underline{\quad}$        $6 - 4 = \underline{\quad}$        $4 - 3 = \underline{\quad}$

b) **Cacareco tinha**  
**8 balões**  
**Escaparam.....**

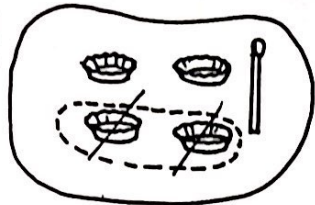
**Em numerais.....**

**Ele ficou com..... balões**

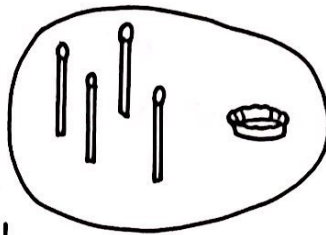


**EFETUE:**


modelo



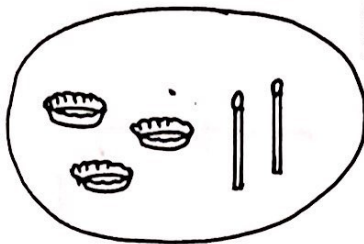
$5 - 2 = 3$



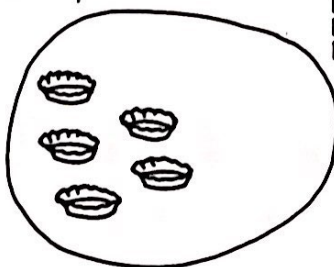
$5 - 3 = \underline{\quad}$



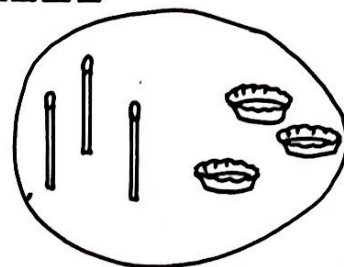
$5 - 1 = \underline{\quad}$




$5 - 4 = \underline{\quad}$




$5 - 0 = \underline{\quad}$




$6 - 2 = \underline{\quad}$



$6 - 5 = \underline{\quad}$




$6 - 3 = \underline{\quad}$



$6 - 0 = \underline{\quad}$

**RESOLVA:**



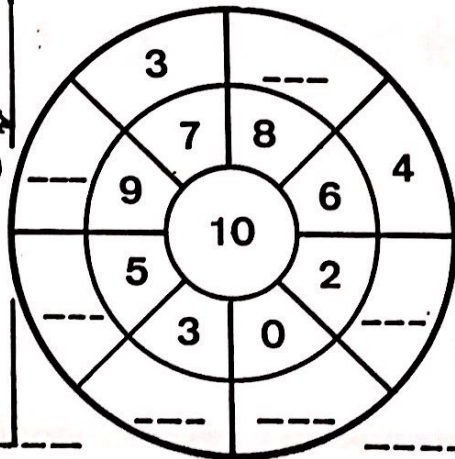
Na cesta havia 9 laranjas.

Mimo tirou.....

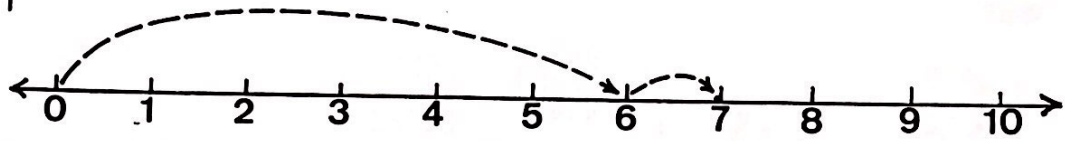
Restaram..... laranjas.

Em numerais .....

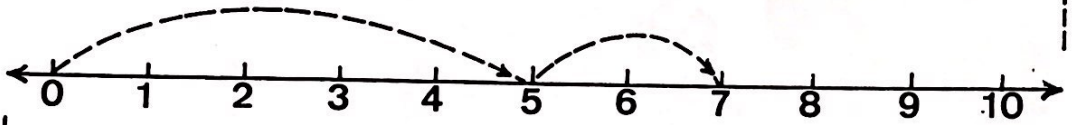
**CAIXINHA DE SEGREDO:**



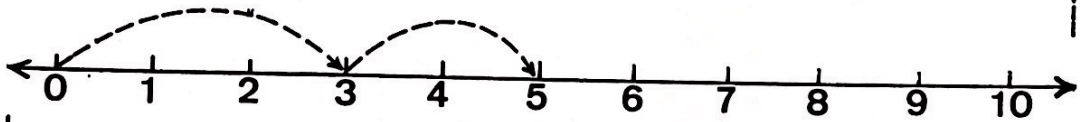
84 ADIÇÃO NA RETA



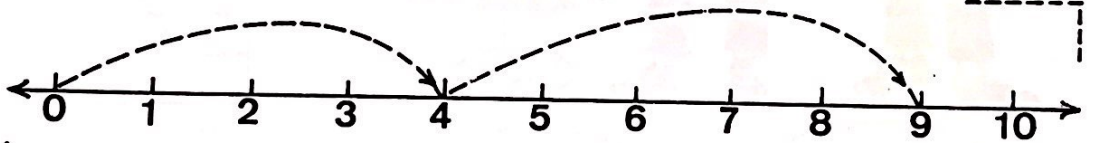
$6 + \_ = \_$



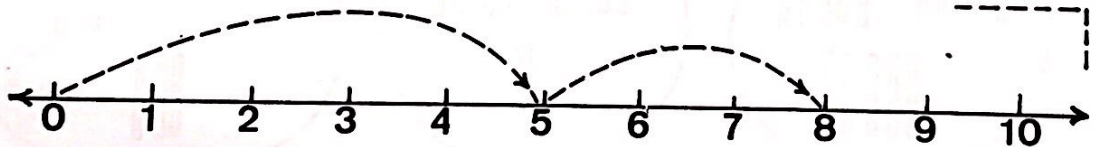
$5 + \_ = \_$



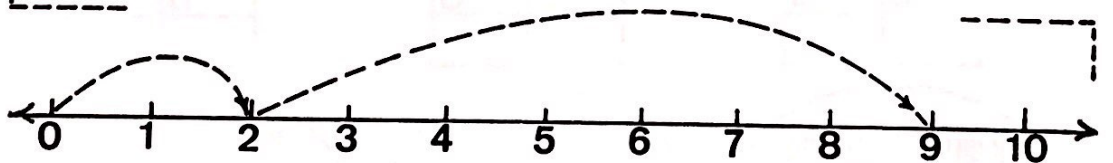
$3 + \_ = \_$



$4 + \_ = \_$



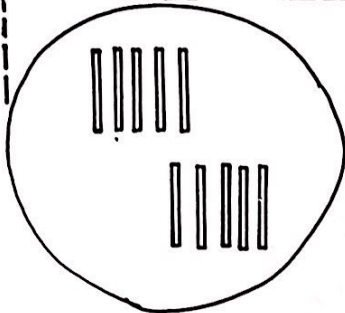
$5 + \_ = \_$



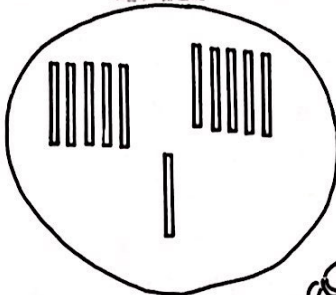
$+ \_ = \_$



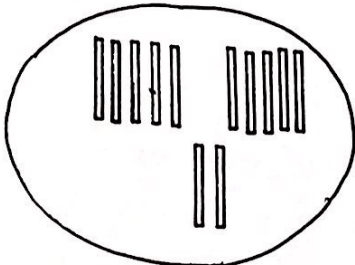
QUANTOS?



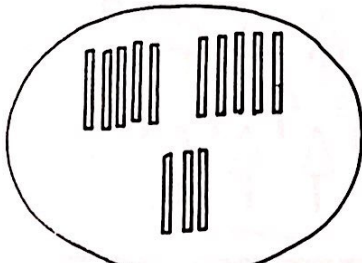
D	U



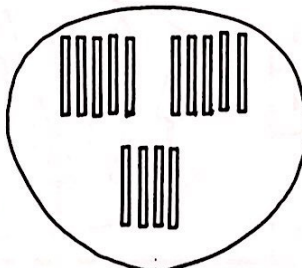
D	U



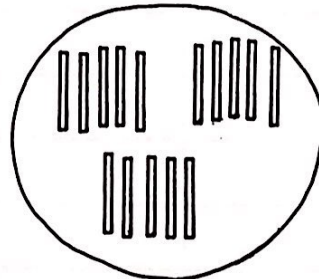
D	U



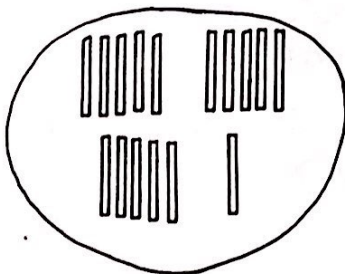
D	U



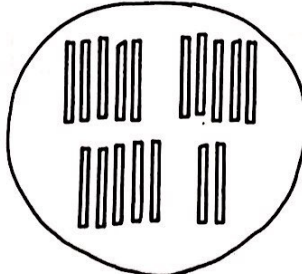
D	U



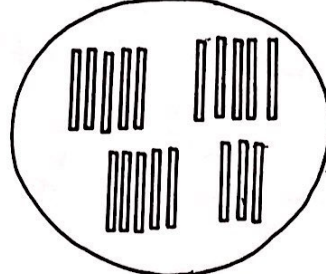
D	U



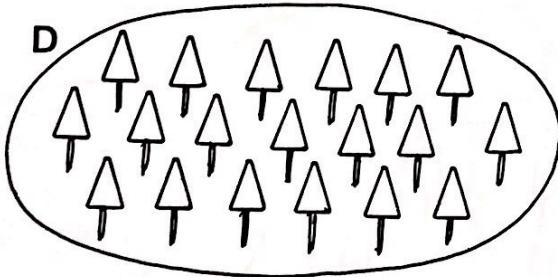

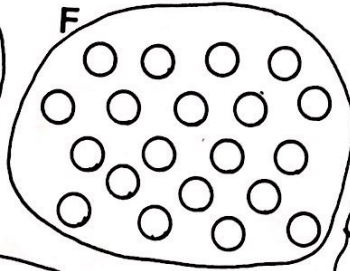
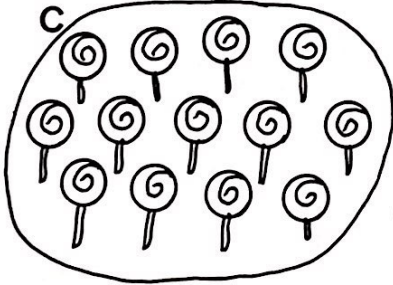
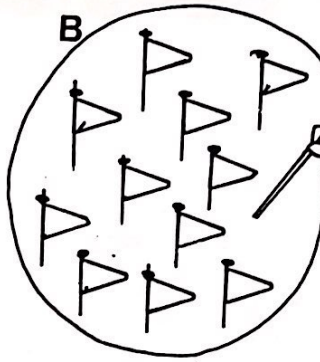
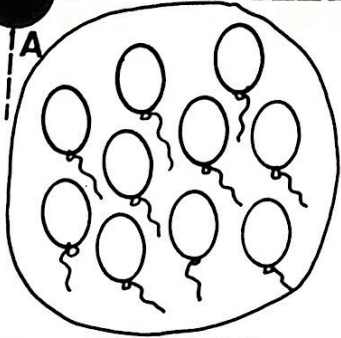
D	U



D	U



D	U



	DEZENA	UNIDADE
A		
B		
C		
D		
E		
F		

CAIXINHA DE SEGREDO:

$$\begin{aligned} & \square + 9 = \square + 6 \\ \square + 7 = 10 = 5 + \square \\ 4 + \square = 11 = \square \end{aligned}$$


$$\begin{aligned} & \square + 0 = \square + 11 \\ \square + 7 = 12 = 5 + \square \\ 8 + \square = 2 + \square \end{aligned}$$



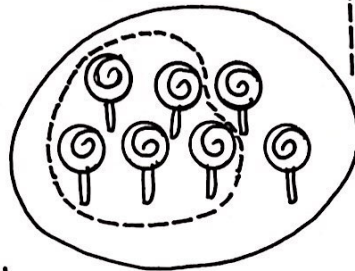
EFETUE: \_\_\_\_\_  
modelo



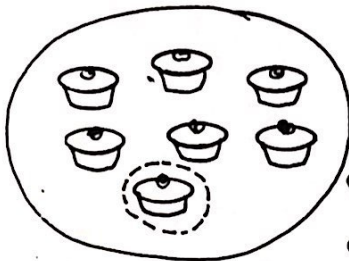
$7 - 4 = 3$





$7 - \_\_\_ = \_\_\_$



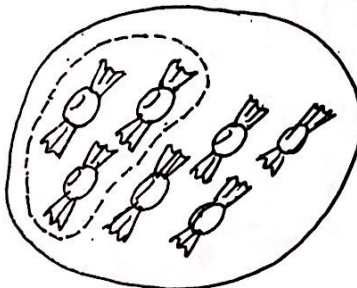
$7 - \_\_\_ = \_\_\_$



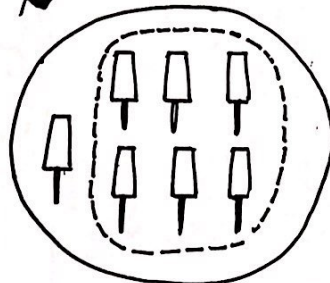
$7 - \_\_\_ = \_\_\_$



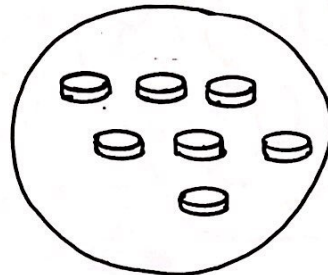
$7 - \_\_\_ = \_\_\_$



$7 - \_\_\_ = \_\_\_$



$7 - \_\_\_ = \_\_\_$



$7 - \_\_\_ = \_\_\_$

**LEIA E RESPONDA:**

Gigi e Nino tinham o mesmo  
tanto de doces. Gigi comeu  
dois. Quem ficou com mais  
doces?




Resposta: .....

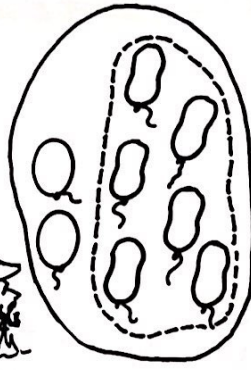




modelo




$$8 - 3 = 5$$




$$8 - \dots = \dots$$



$$8 - \dots = \dots$$




$$8 - 5 = \dots$$



$$8 - 0 = \dots$$




$$8 - \dots = \dots$$



$$8 - \dots = \dots$$



$$8 - \dots = \dots$$



$$8 - \dots = \dots$$

**LEIA E RESPONDA:**




Nino ganhou mais presentes que Gigi.  
Quem ganhou menos presentes?

Resposta: .....

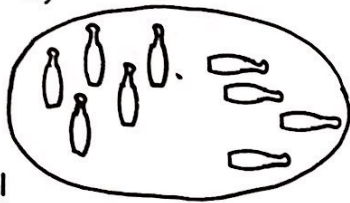


EFETUE:



$9 - 5 = 4$

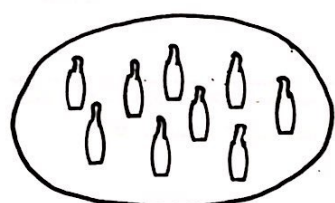
a)



$9 - 4 = \underline{\quad}$



$9 - \underline{\quad} = \underline{\quad}$



$9 - \underline{\quad} = \underline{\quad}$

b)



$9 - 5 = 4$



$9 - 2 = 7$




$9 - 7 = 2$



$9 - 1 = 8$

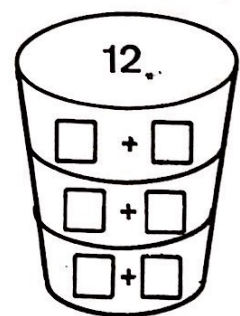
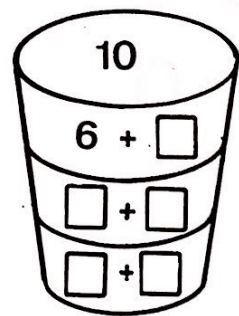
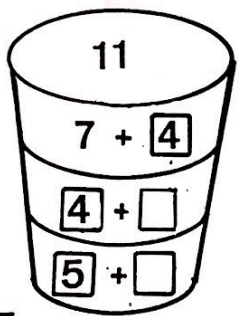



$9 - 9 = 0$



$9 - 3 = 6$

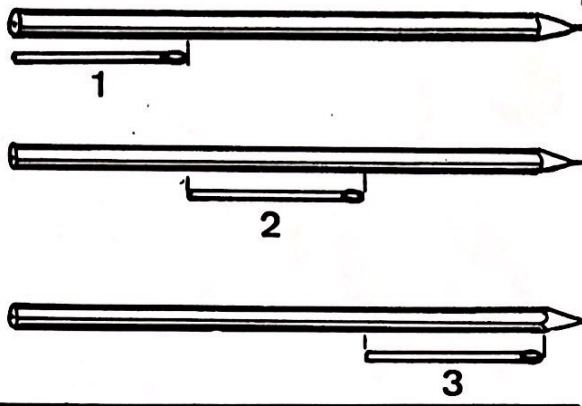
Caixinha de segredo:



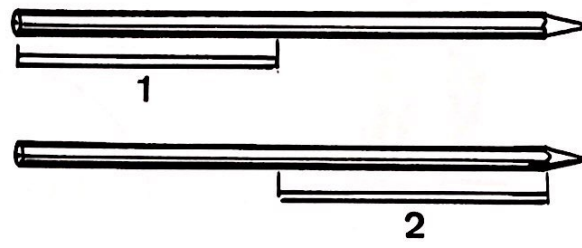


a)


b)



c)



d)



**COMPLETE:**

$4 > \square$

$18 > \square$

$1 > \square$

$\square > 10$

$6 > \square$

$\square > 12$

$13 > \square$

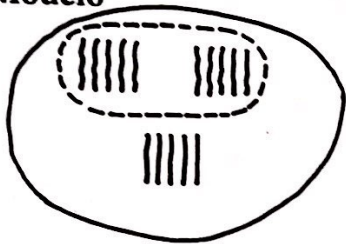
$\square > 0$

$15 > \square$

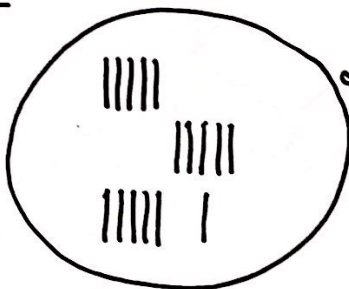


**QUANTOS?**

Modelo



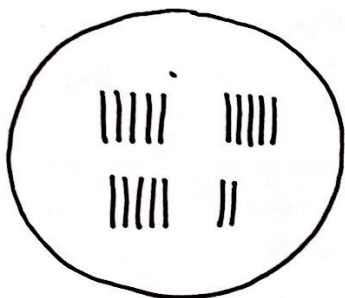
D	U
1	5



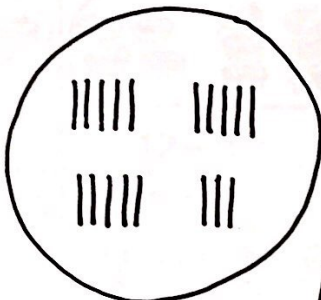
D	U



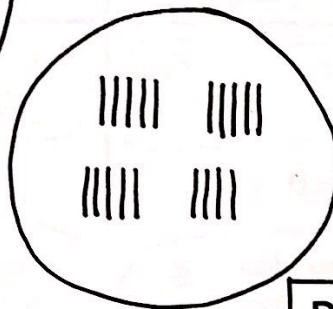
91



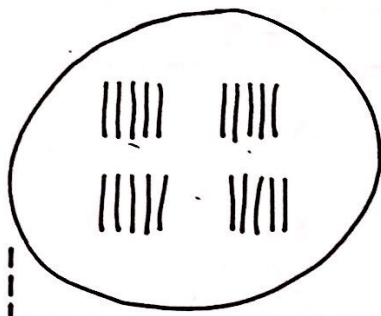
D	U



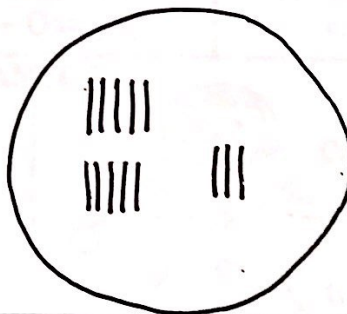
D	U



D	U

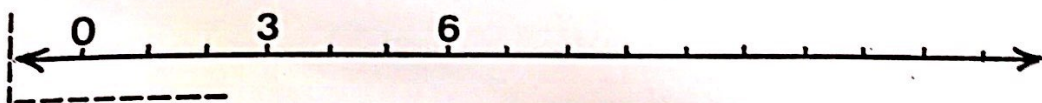

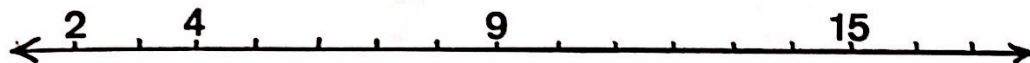


D	U




D	U

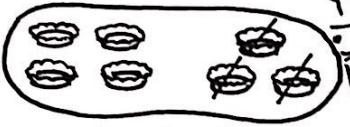
**COMPLETE:**



FAÇA E DESFAÇA:




$4 + 3 = 7$



$7 - 3 = 4$




$6 + 4 = \dots$




$10 - 4 = \dots$



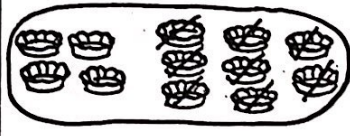
$7 + 3 = \dots$




$10 - 3 = \dots$




$4 + 8 = \dots$



$12 - 8 = \dots$



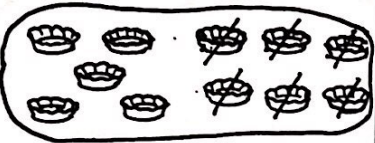
$2 + 7 = \dots$




$9 - 7 = \dots$




$5 + 6 = \dots$



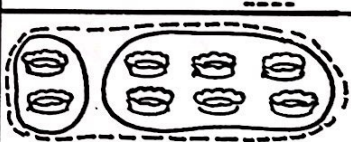
$11 - 6 = \dots$



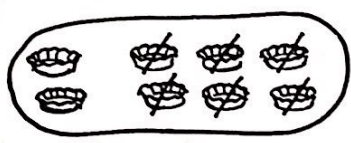
$8 + 0 = \dots$



$8 - 0 = \dots$




$2 + 6 = \dots$

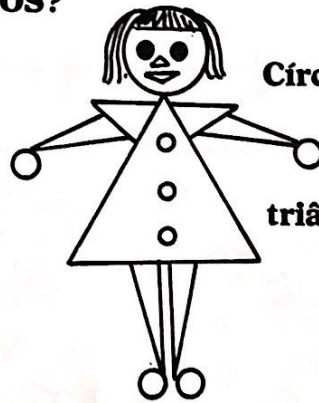


$8 - 6 = \dots$

QUANTOS?



Triângulos

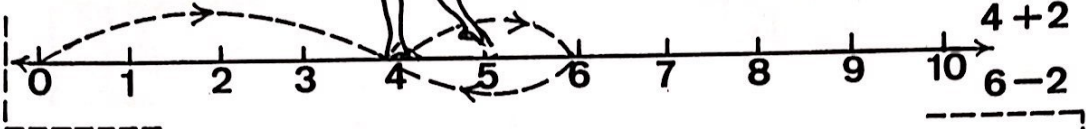


Círculos

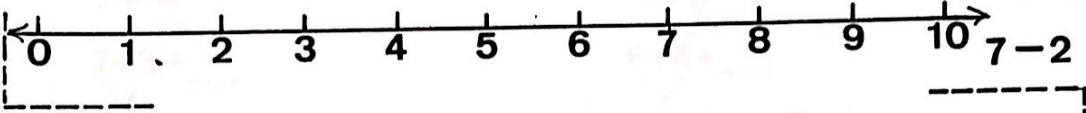
triângulos



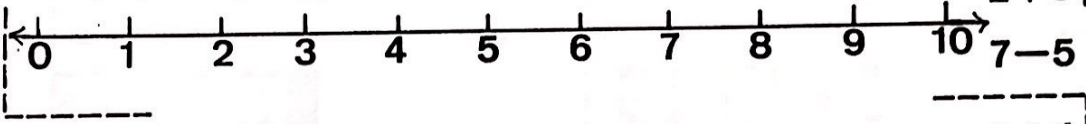
VA E VOLTE: \_\_\_\_\_



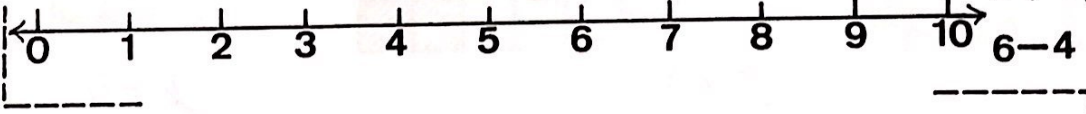
$$\begin{array}{r} 4 + 2 \\ 6 - 2 \end{array}$$



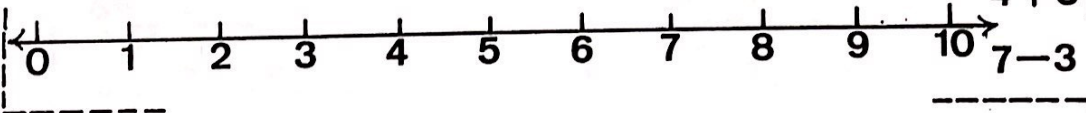
$$\begin{array}{r} 5 + 2 \\ 7 - 2 \end{array}$$



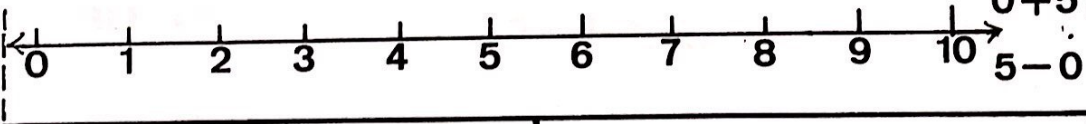
$$\begin{array}{r} 2 + 5 \\ 7 - 5 \end{array}$$



$$\begin{array}{r} 2 + 4 \\ 6 - 4 \end{array}$$



$$\begin{array}{r} 4 + 3 \\ 7 - 3 \end{array}$$



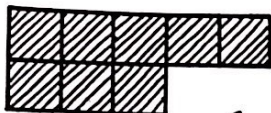
$$\begin{array}{r} 0 + 5 \\ 5 - 0 \end{array}$$

$3 + 4 =$  \_\_\_\_\_

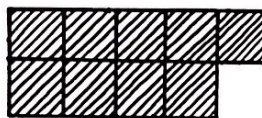
$7 - 4 =$  \_\_\_\_\_

$5 + 4 =$  \_\_\_\_\_

$9 - 4 =$  \_\_\_\_\_



modelo



$$8 + 3$$

$$8 + 2 + 1$$

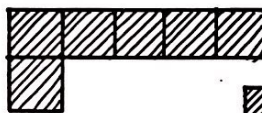
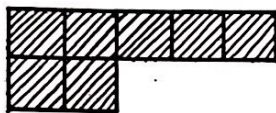
$$10 + 1 = 11$$



$$9 + 2$$

$$9 + 1 + \text{---}$$

$$10 + \text{---} = \text{---}$$



$$7 + 4$$

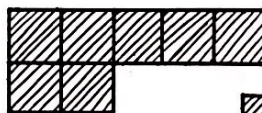
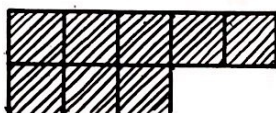
$$7 + 3 + \text{---}$$

$$\text{---} + \text{---} = \text{---}$$

$$6 + 5$$

$$6 + 4 + \text{---}$$

$$\text{---} + \text{---} = \text{---}$$



$$8 + 4$$

$$8 + \text{---} + \text{---}$$

$$\text{---} + \text{---} = \text{---}$$

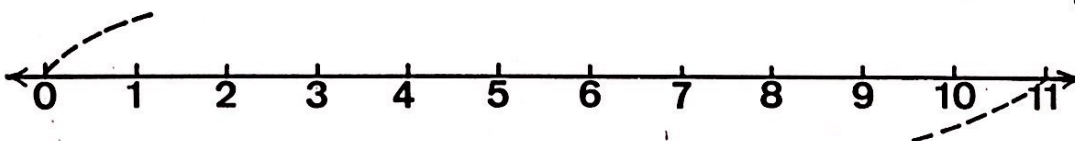
$$7 + 5$$

$$7 + \text{---} + \text{---}$$

$$\text{---} + \text{---} = \text{---}$$

EFETUE:

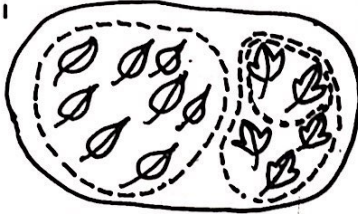
$$3 + 8 = \text{---}$$



$$11 - 8 = \text{---}$$



modelo




$$8 + 5$$

$$8 + 2 + 3$$

$$10 + 3 = 13$$

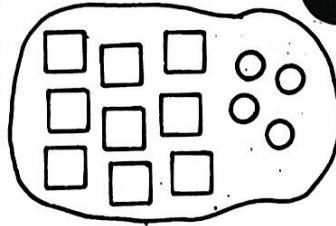
EFETUE



$$7 + 6$$

$$7 + 3 + \square$$


$$\square + \square =$$



$$9 + 4$$

$$9 + 1 + \square$$

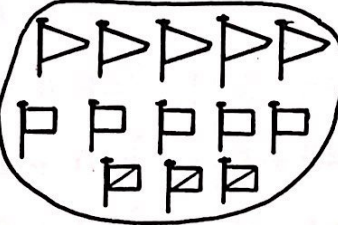
$$\square + \square =$$



$$4 + 9$$

$$4 + 6 + \square$$

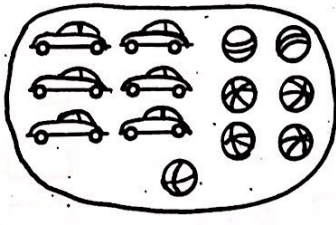
$$\square + \square =$$



$$5 + 8$$

$$5 + 5 + \square$$


$$\square + \square =$$



$$6 + 7$$

$$6 + 4 + \square$$


$$\square + \square =$$



$$7 + 9$$

$$7 + 3 + \square$$

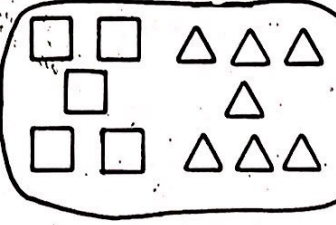
$$\square + \square =$$



$$9 + 6$$

$$9 + 1 + \square$$

$$\square + \square =$$



$$5 + 7$$

$$5 + 5 + \square$$

$$\square + \square =$$

$$5 + 6 =$$



$$11 - 6 =$$

a)

4 +  = 7

10 = 7 +

3 +  = 10

7 = 3 +

2 +  = 5


9 = 5 +

4 +  = 9

5 = 3 +

6 +  = 8

8 = 2 +



b)

7 + 2 =

2 + 7 =

3 + 7 =

7 + 3 =

5 + 4 =

4 + 5 =

4 + 3 =

3 + 4 =

8 + 2 =

2 + 8 =

2 + 6 =

6 + 2 =

6 + 3 =

3 + 6 =

1 + 5 =

5 + 1 =

0 + 9 =

9 + 0 =

9 + 1 =

1 + 9 =

c)



Gigi ganhou



doces

e



pirulitos.

Em numerais: ----- = -----

Eram ao todo ----- presentes.

Dos presentes ganhos ela deu os  
pirulitos para o Nino.

Ganhou .....

Deu .....


Ficou .....

Em numerais :  
----- = -----

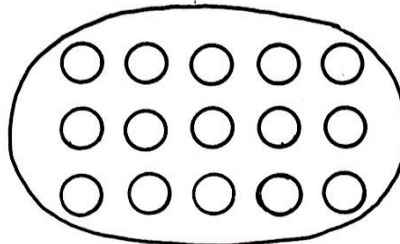


EFETUE


modelo



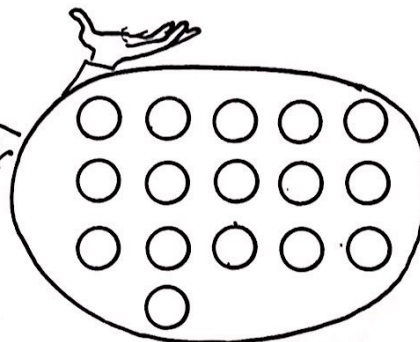
14 - 5 = \_\_\_



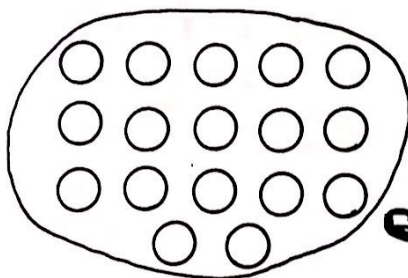
15 - 6 = \_\_\_



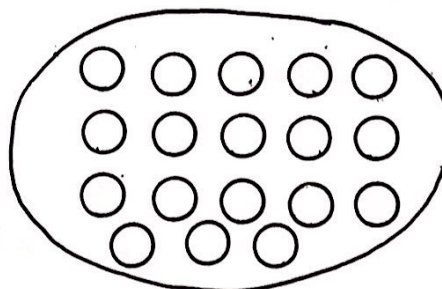
13 - 4 = \_\_\_



16 - 7 = \_\_\_

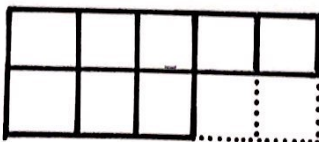


17 - 8 = \_\_\_



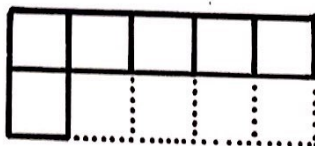
18 - 5 = \_\_\_

COMPLETE DE ACÓRDO COM O DESENHO.



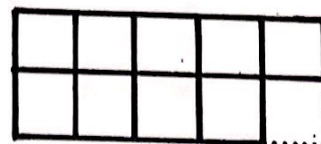
8 + 2 = 10

10 - 2 = \_\_\_



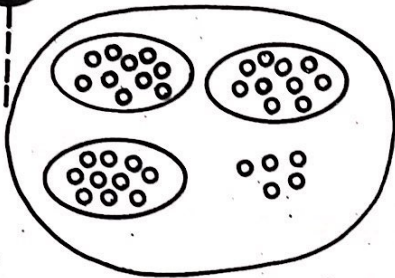
6 + \_\_\_ = 10

10 - 4 = \_\_\_




9 + \_\_\_ = 10


10 - 1 = \_\_\_



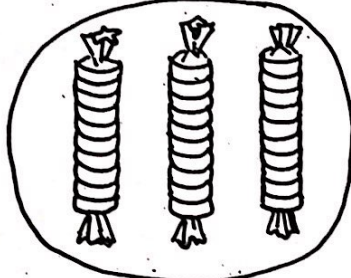
D	U



D	U



D	U



D	U



DEZENAS	UNIDADES
2	5

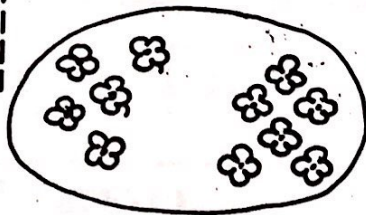
Nino colocou no cartaz 1 dezena de elementos e depois mais 15 elementos.

Risque uma dezena de elementos. Quanto restou?

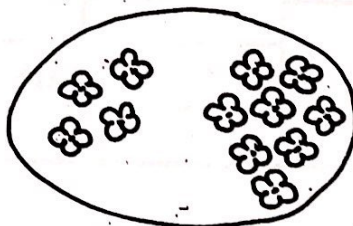
Em numerais -----

Resposta: -----

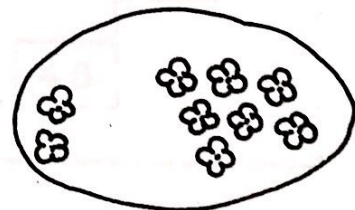
**EFETUE AS SUBTRAÇÕES:**



$11 - 6 = \underline{\quad}$



$12 - 8 = \underline{\quad}$



$9 - 7 = \underline{\quad}$



a) LEIA: \_\_\_\_\_

20; 21; 22; 23; 24; 25; 26; 27; 28; 29;  
 30; 31; 32; 33; 34; 35; 36; 37; 38; 39;  
 40; 41; 42; 43; 44; 45; 46; 47; 48; 49;  
 50;



b) QUAIS OS NUMERAIS QUE FALTAM?

20; 21; 22; \_\_\_\_\_; \_\_\_\_\_; \_\_\_\_\_; 26; \_\_\_\_\_; \_\_\_\_\_; 29;  
 \_\_\_\_\_; \_\_\_\_\_; \_\_\_\_\_; 33; \_\_\_\_\_; \_\_\_\_\_; \_\_\_\_\_; 37; \_\_\_\_\_; \_\_\_\_\_;  
40; \_\_\_\_\_; \_\_\_\_\_; \_\_\_\_\_; 44; \_\_\_\_\_; \_\_\_\_\_; \_\_\_\_\_; 48; \_\_\_\_\_;  
50

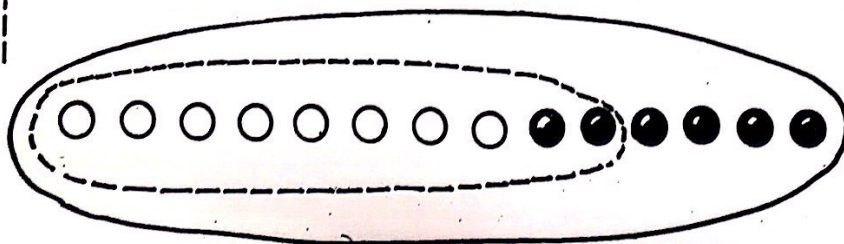
c) Ditado de numerais:

D	U	D	U	D	U	D	U	D	U	D	U	D	U
3	6												

d) Caixinha de segredo:

			36	24	46		50
	18						
16		32		20		42	
					46		

e) EFETUE:



$$8 + 6$$






$$8 + 2 + \square$$

$$\square + \square =$$

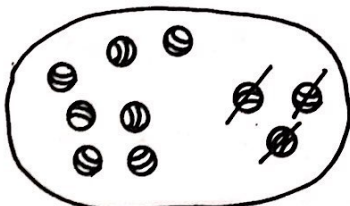
a)

VAMOS BATER BOLA?

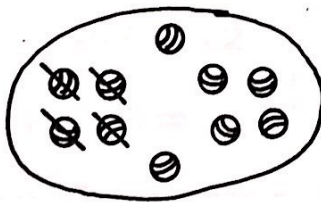


 10	-----	dez
 10 + 10	-----	vinte
 10 + 10 + 10	-----	trinta
 10 + 10 + 10 + 10	-----	quarenta
 10 + 10 + 10 + 10 + 10	-----	cinquenta

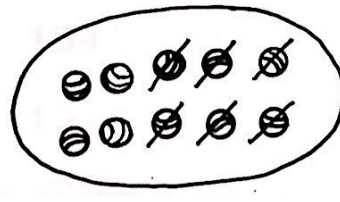
b) EFETUE



10 - \_\_\_ = \_\_\_



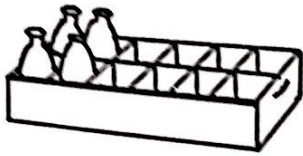
10 - \_\_\_ = \_\_\_



10 - \_\_\_ = \_\_\_

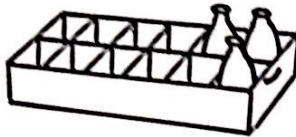


VAMOS TRABALHAR COM DÚZIAS? \_\_\_\_\_



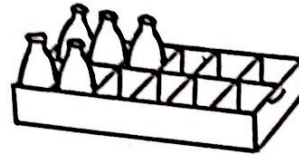
$$4 + \dots = 12$$

$$12 - 8 = \dots$$



$$\dots + 3 = 12$$

$$12 - 3 = \dots$$




$$5 + \dots = 12$$

$$12 - 7 = \dots$$



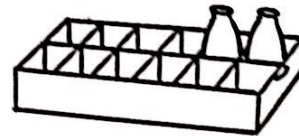
$$\dots + 6 = 12$$

$$12 - 6 = \dots$$




$$7 + \dots = 12$$

$$12 - 5 = \dots$$




$$\dots + 2 = 12$$

$$12 - 2 = \dots$$




$$9 + \dots = 12$$

$$12 - 3 = \dots$$



$$\dots + 8 = 12$$

$$12 - 8 = \dots$$

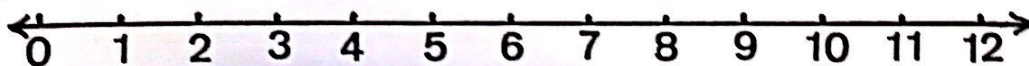


$$10 + \dots = 12$$

$$12 - 2 = \dots$$

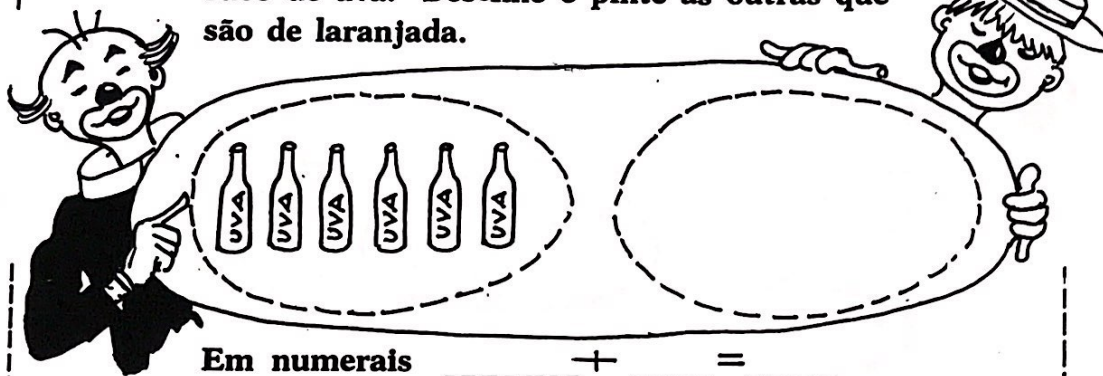
EFETUE:

$$8 + 4 = \dots$$



$$12 - 4 = \dots$$

Cacareco e Totó compraram uma dúzia de refrigerantes. A metade das garrafas é de suco de uva. Desenhe e pinte as outras que são de laranjada.



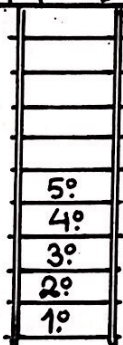
Em numerais \_\_\_\_\_ + \_\_\_\_\_ = \_\_\_\_\_



Este é o Sadi. Ele é malabarista. No espetáculo, usa 8 bolas, metade vermelhas e metade azuis.

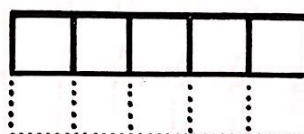

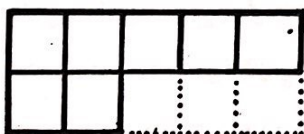
Pinte-as:

Em numerais \_\_\_\_\_ + \_\_\_\_\_ = \_\_\_\_\_



Raul vai subir até o trapézio; já subiu até o 5.º degrau, que é a metade da escada. Complete com numerais ordinais os degraus que ele ainda deve subir.

COMPLETE DE ACORDO COM O DESENHO:



$7 + \underline{\quad} = 10$

$10 + \underline{\quad} = 10$


$5 + \underline{\quad} = 10$

$10 - 3 = \underline{\quad}$

$10 - 0 = \underline{\quad}$

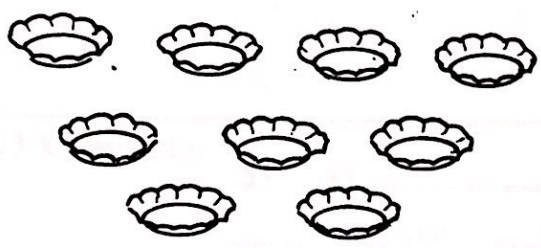
$10 - 5 = \underline{\quad}$






SEPARE


a) Meia dúzia




b) duas dúzias




c) Meia dúzia



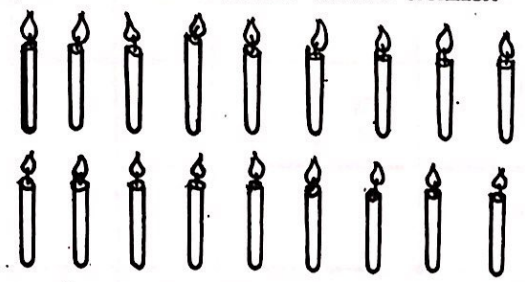
d) duas dúzias




e) Uma dúzia



f) Uma dúzia mais meia dúzia.



g)





Mimo ganhou uma dúzia de bananas. Comeu 4. Quantas restaram?

Em numerais  -  =

Resposta: Restaram..... bananas

104 QUEM GANHOU? \_\_\_\_\_

  
 $10 + \_ + \_ + \_ + \_ + \_ = \_$

  
 $10 + \_ + \_ + \_ + \_ + \_ + \_ = \_$



b) Leia:

50; 51 ; 52; 53; 54; 55 ; 56 ; 57 ; 58; 59;  
 60; 61 ; 62; 63; 64; 65 ; 66 ; 67; 68; 69;  
 70.

c) Complete:

50; 51 ; \_\_\_\_\_; \_\_\_\_\_; \_\_\_\_\_; \_\_\_\_\_; 57 ; \_\_\_\_\_; 59;  
 \_\_\_\_\_; \_\_\_\_\_; 62 ; \_\_\_\_\_; \_\_\_\_\_; 65 ; \_\_\_\_\_; \_\_\_\_\_; \_\_\_\_\_;  
 70.

d)  $5 + 6 = 11$

$11 - 6 = \_$

$4 + \_ = 11$

$11 - 7 = \_$

$8 + \_ = 11$

$11 - 3 = \_$

$7 + \_ = 11$

$11 - 4 = \_$

$9 + \_ = 11$

$11 - 2 = \_$

$3 + \_ = 11$

$11 - 8 = \_$



COMPLETE:

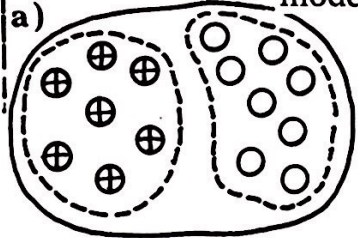
e)

+	3	5	2	4	1
5					6
3		8			
1				5	
4					
6			8		

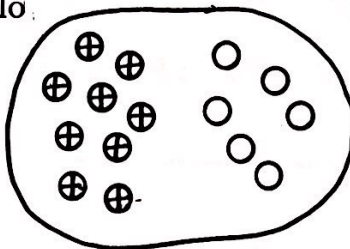


COMPLETE:

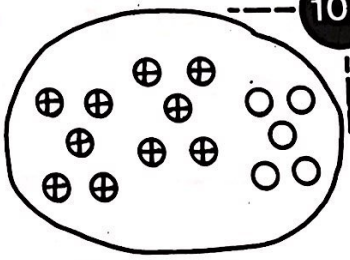
modelo



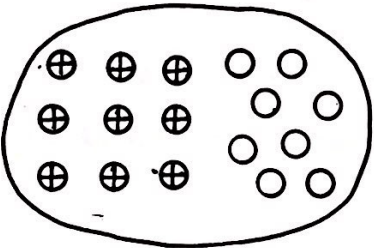
$7 + 8 = 15$



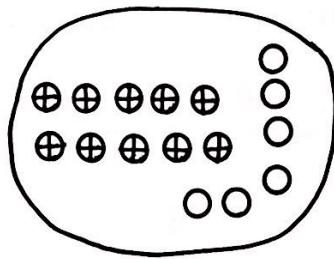
$9 + \dots = \dots$



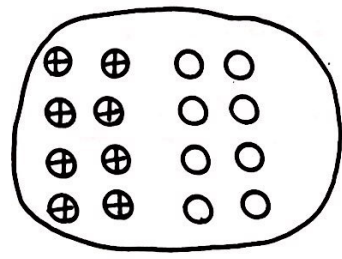
$10 + \dots = \dots$



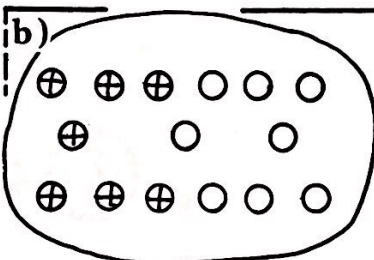
$9 + \dots = \dots$



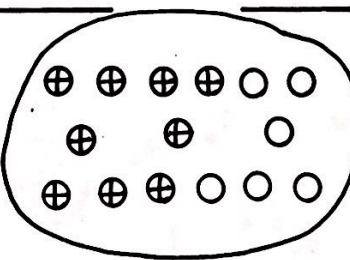
$10 + \dots = \dots$



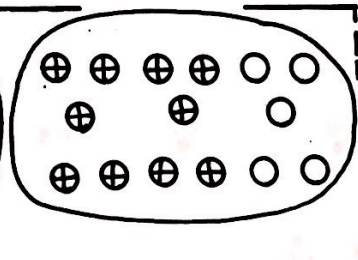
$8 + \dots = \dots$



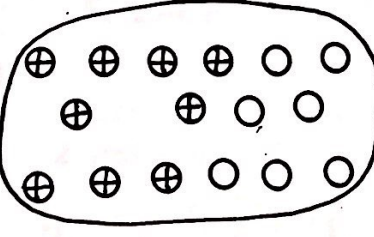
$15 - \dots = \dots$



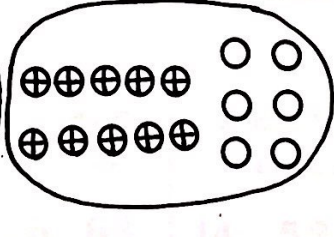
$15 - \dots = \dots$



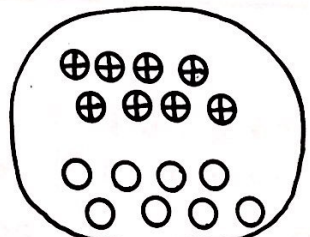
$15 - \dots = \dots$



$16 - \dots = \dots$



$16 - \dots = \dots$



$16 - \dots = \dots$

a) Leia:

70; 71; 72; 73; 74; 75; 76; 77; 78; 79;  
 80; 81; 82; 83; 84; 85; 86; 87; 88; 89;  
 90; 91; 92; 93; 94; 95; 96; 97; 98; 99;  
 100

b) COMPLETE:

70 ; 71 ; ---- ; ---- ; ---- ; 75 ; ---- ; ---- ; 78 ; ---- ;  
 ---- ; ---- ; 82 ; ---- ; ---- ; ---- ; 86 ; ---- ; ---- ; 89 ;  
 90 ; ---- ; ---- ; 93 ; ---- ; 95 ; ---- ; ---- ; ---- .

c) Ligue por dezenas:

d) ENLACE:

modelo			
6 dezenas e 2 unidades	3 dezenas e 8 unidades	5 dezenas e 9 unidades	4 dezenas e 0 unidades
8; 26; <b>62</b>	11; 38; 83	14; 59; 95	0; 4; 40
0 dezenas e 2 unidades	6 dezenas e 5 unidades	7 dezenas e 0 unidades	3 dezenas e 3 unidades
2; 0; 20	65; 11; 56	7; 0; 70	30; 6; 33



Pepe tem laranjas

a)



—	comeu	sobraram
13		
15		
14		
16		
12		

b)

Totó tem bananas



—	deu	ficaram
15		
16		
12		
14		
13		

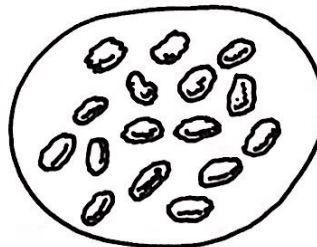
c) Caixinha de segredo:

+	1	2	3	4
5		7		
10				
15				

+	10	20	30	40
20				
40			70	
60				

d) RESOLVA:

Bô ganhou estes bolinhos.  
Comeu 7. Risque os  
bolinhos que o urso comeu.  
Pinte os que restaram.



Em numerais.  ÷  =

Resposta: Restaram ..... bolinhos.

a) Veja como colocar os "pares ordenados" na tábua operatória.

Pares: (8,3); (9,4); (10,5); (11,6)

Complete a tábua

+	3	4	5	6
8	11			
9				
10			15	
11				

Experimente colocar os seguintes "pares" na tábua.

(5,10); (6,20); (7,30); (8,40)

Complete a tábua

+	10	20	---	---
5				
---		26		
7			37	
---				



b)

= ou ≠ ?

16+4.....26-5

20+6.....10+8

20+20.....30+10

8+6.....14-0


36+10.....32+4

30+5.....45-5

c) Complete:

10; 20; 30; 40; 50; 60; 70; 80; 90; 100;  
 ----; ----; ----; ----; ----; ----; ----; ----;  
 10; ----; ----; 40; ----; ----; 70; ----; ----; 100;  
 ----; 20; ----; ----; 50; ----; ----; 80; ----; ----;

d) Ditado de numerals:






a) RELACIONE AS VASILHAS EQUIVALENTES:



b) Marque as bandejas onde há 1 litro de água:



c) EFETUE:

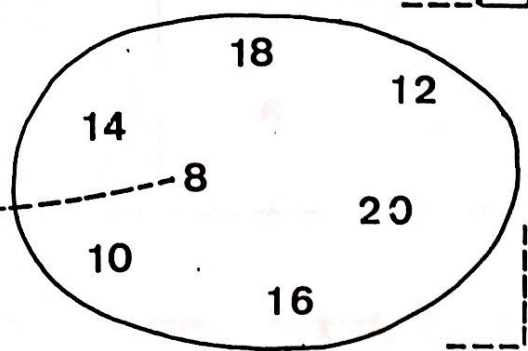
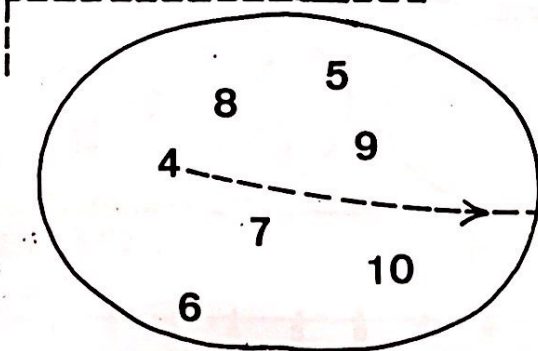
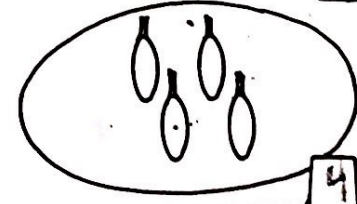
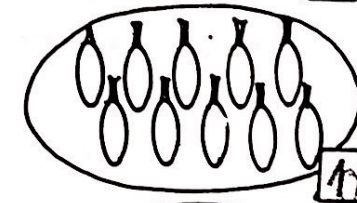
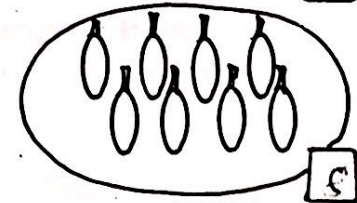
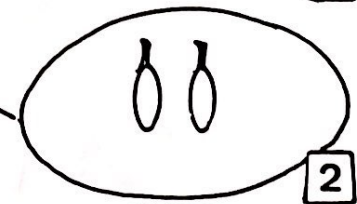

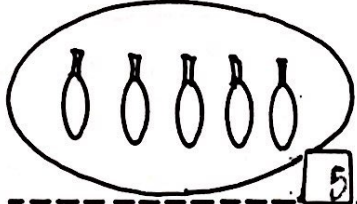
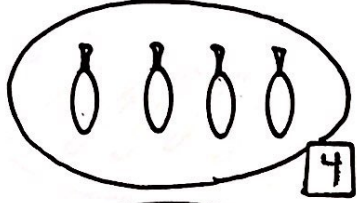
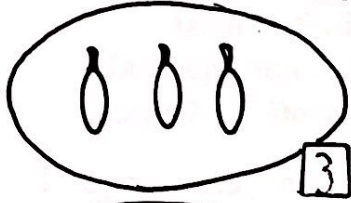
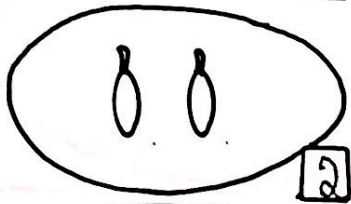

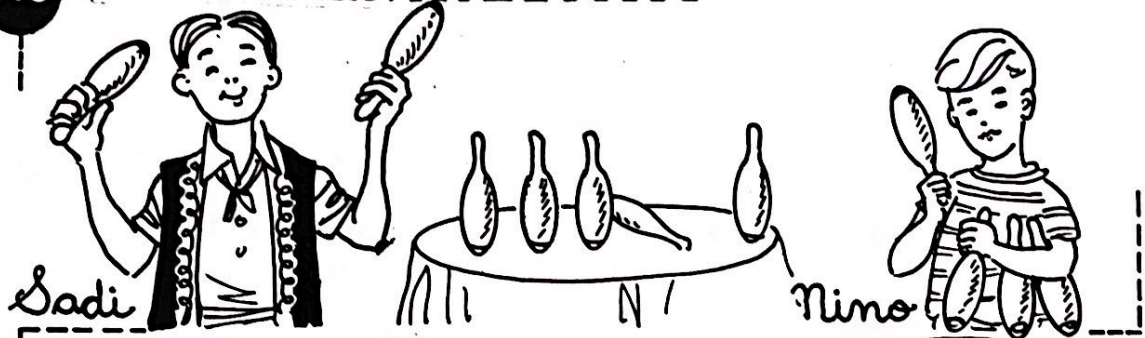


$$7 + 7$$

$$7 + 3 + \square$$

$$\square + \square$$

110 QUAL É O DOBRO?






**QUAL É O DOBRO?** -----

Na primeira apresentação, Sadi usou estas garrafas. Na segunda, vai usar o dobro.

Você é capaz de desenhar o conjunto de garrafas que Sadi vai usar?

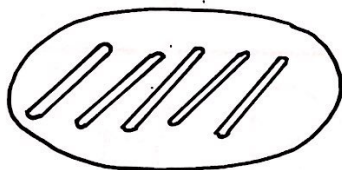


Depois Sadi trabalhou com bastões, arcos e bolas. Nas segundas apresentações sempre usou o dobro do material. Desenhe-o.

1.ª apresentação.

2.ª apresentação.

Em numerais.


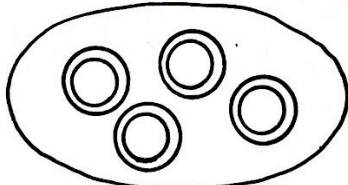


1.ª vez

2.ª vez


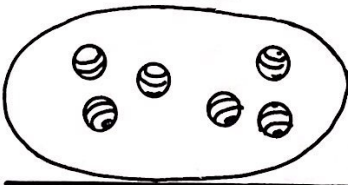
5

---



4

---

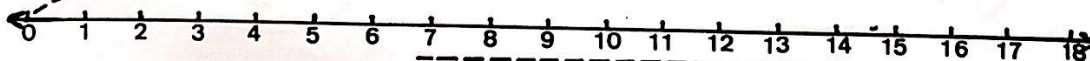


6

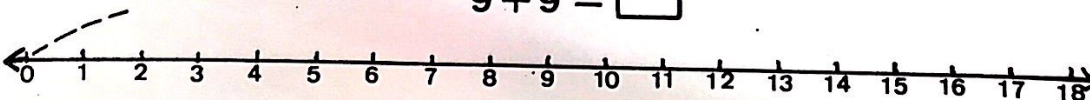
---

EFETUE :

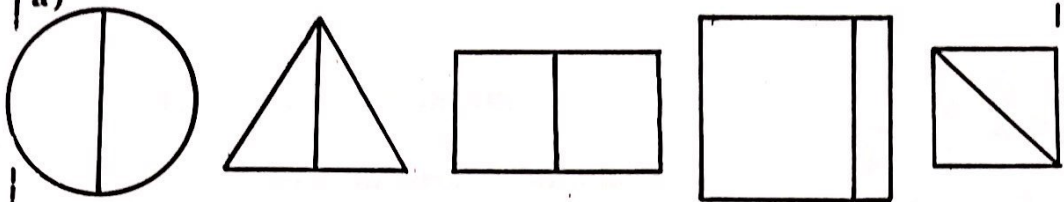
$8 + 8 = \square$




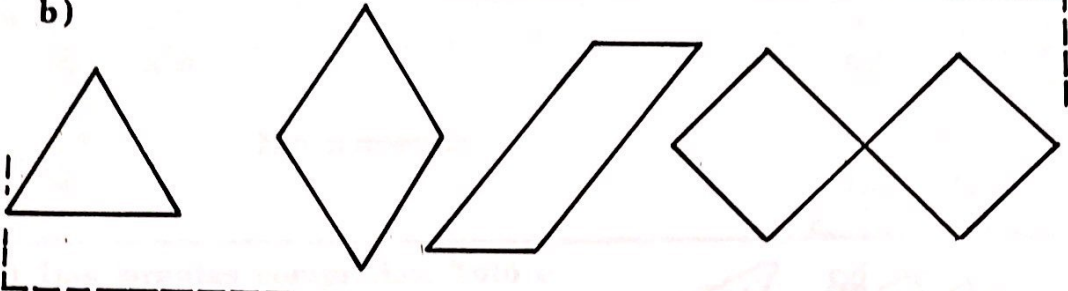
$9 + 9 = \square$



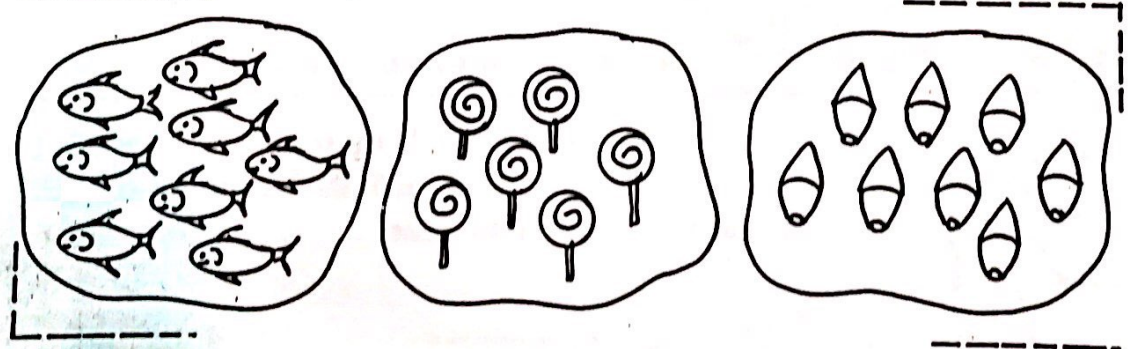

a)



b)



c)





## O PIQUENIQUE DOS PALHAÇOS

113



Pepe comprou ... laranjas e Totó comprou o dobro. Quantas laranjas eles compraram ao todo?



Em numerais \_\_\_\_\_

b) Das laranjas compradas, Totó e Pepe chuparam uma dezena. Quantas laranjas restaram?

Em numerais: \_\_\_\_\_



Resposta: Restaram ..... laranjas.

c) Cacareco e Gabiroba trouxeram, para fazer uma salada de frutas, 8 bananas, 1 mamão e 4 maçãs. Quantas frutas eles trouxeram ao todo?

Em numerais \_\_\_\_\_



Resposta: Eles trouxeram .... frutas.

d) Pepe comprou uma dúzia de limões. Totó chupou 4 limões. Restam ..... para fazer uma limonada.

Em numerais \_\_\_\_\_



Resposta: A limonada foi feita com ..... limões.

## ADIVINHE SE FOR CAPAZ !



Dou 5 balas a você e  
ainda fico com meia dúzia.




b)



Tirei duas balas deste saquinho.  
Ainda resta o dobro de balas.



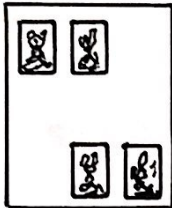
c)



Atirei estas flechas no alvo.  
Sobrou uma dezena para você  
atirar.




d)



Colei estas figuras no meu álbum.  
Tenho o dobro destas figuras  
para colar.



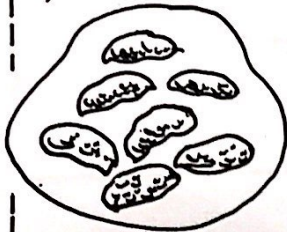
e)



Chupeí 4 laranjas.  
Sobraram estas.



f)



Simão comeu 8 amendoins.  
Sobraram estes.







**FAÇA E DESFAÇA . . .**

modelo

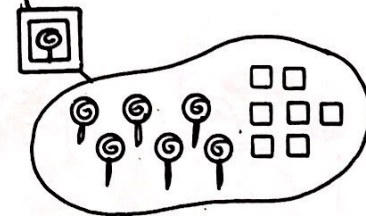
Se  $6 + 7 = 13$ , então,  $13 - 7 =$  \_\_\_\_\_



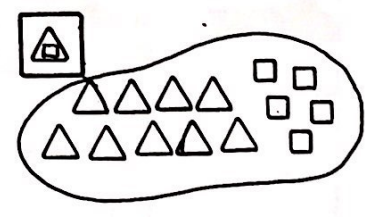
Se  $8 + 7 = 15$ , então,  $15 - 7 =$  \_\_\_\_\_



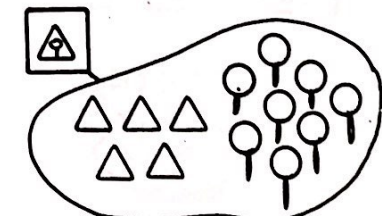
Se  $9 + 5 = 14$ , então,  $14 - 5 =$  \_\_\_\_\_




Se  $8 + 6 = 14$ , então,  $14 - 6 =$  \_\_\_\_\_



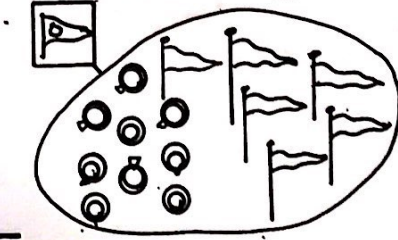
Se  $9 + 7 = 16$ , então,  $16 -$  \_\_\_\_\_  $= 9$



Se  $5 + 8 = 13$ , então,  $13 -$  \_\_\_\_\_  $= 5$

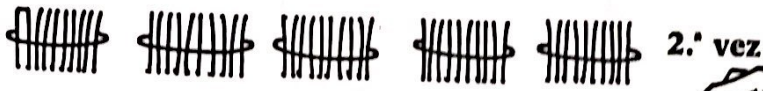


Se  $9 + 6 = 15$ , então,  $15 -$  \_\_\_\_\_  $= 9$



**116 EFETUE AS ADIÇÕES :**

a)



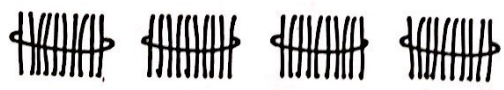

$30 + 50 = \square$

DEZENAS	UNIDADES

D	U
3	0 +
5	0



b)



$30 + 40 = \square$

DEZENAS	UNIDADES

D	U
3	0 +
4	0



c) Caixinha de segredo:

*(Note: A dashed arrow points from the first box to the 40 box.)*



FORME CONJUNTOS COM CINCO ELEMENTOS:

a) modelo

	x
3	1

b)

	x

c)

	x

d)

	x

e)

	x

f)

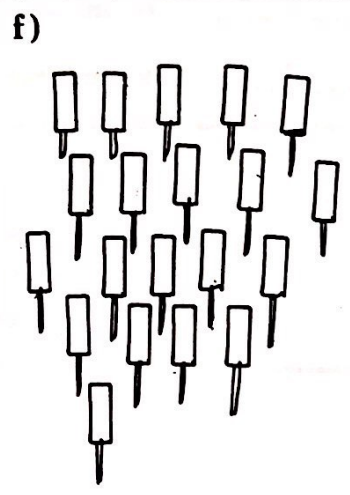
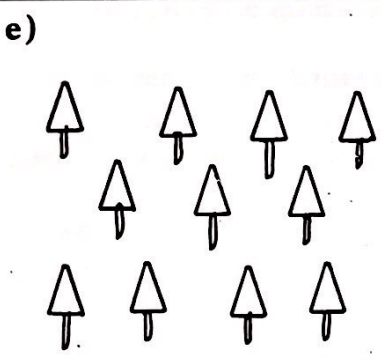

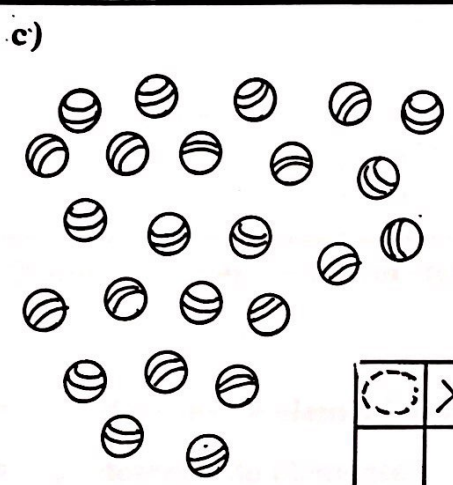


	x

g)

	x

h)



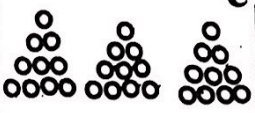









	x





**FORME CONJUNTOS COM DEZ ELEMENTOS :**

a)

A	B	C	D																
																			
																			
																			
<table border="1" style="width: 50px; height: 50px; border-collapse: collapse;"> <tr> <td style="text-align: center;">○</td> <td style="text-align: center;">×</td> </tr> <tr> <td style="text-align: center;"> </td> <td style="text-align: center;"> </td> </tr> </table>	○	×			<table border="1" style="width: 50px; height: 50px; border-collapse: collapse;"> <tr> <td style="text-align: center;">○</td> <td style="text-align: center;">×</td> </tr> <tr> <td style="text-align: center;"> </td> <td style="text-align: center;"> </td> </tr> </table>	○	×			<table border="1" style="width: 50px; height: 50px; border-collapse: collapse;"> <tr> <td style="text-align: center;">○</td> <td style="text-align: center;">×</td> </tr> <tr> <td style="text-align: center;"> </td> <td style="text-align: center;"> </td> </tr> </table>	○	×			<table border="1" style="width: 50px; height: 50px; border-collapse: collapse;"> <tr> <td style="text-align: center;">○</td> <td style="text-align: center;">×</td> </tr> <tr> <td style="text-align: center;"> </td> <td style="text-align: center;"> </td> </tr> </table>	○	×		
○	×																		
○	×																		
○	×																		
○	×																		

b) Quantos elementos há em cada conjunto?

Em numerais

A = .... dezenas de elementos + .... elementos	___ + ___ = ___
B = .... dezenas de elementos + .... elementos	___ + ___ = ___
C = .... dezenas de elementos + .... elementos	___ + ___ = ___
D = .... dezenas de elementos + .... elementos	___ + ___ = ___

c) Leia e escreva com palavras:

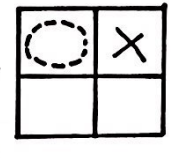
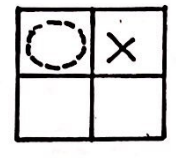


69 .....	96 .....
81 .....	43 .....
77 .....	67 .....

d) Escreva os numerais.

90; 80; ---; ---; ---; ---; ---; ---; ---

10; 20; ---; ---; ---; ---; ---; ---; ---

**120 FORME CONJUNTOS COM DEZ ELEMENTOS:---**



A) ..... = ..... dezenas de elementos + ..... elementos  
 B) ..... = ..... dezenas de elementos + ..... elementos

A \_ \_ \_ + \_ \_ \_  
 B \_ \_ \_ + \_ \_ \_  
 -----  
 \_ \_ \_ + \_ \_ \_

A \_ \_ \_  
 B<sup>+</sup> \_ \_ \_  
 -----  
 \_ \_ \_

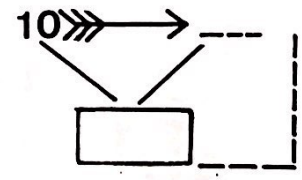
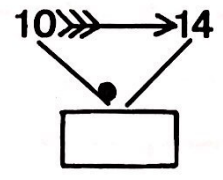
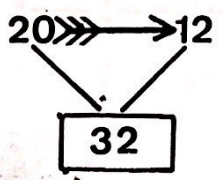


Gigi quer bordar suas sapatilhas com uma dúzia de pedras vermelhas e uma dezena de pedras verdes.

Complete:  
 Uma dúzia são .... pedras.  
 Uma dezena são .... pedras.  
 Ao todo são .... pedras.

Em numerais: \_ \_ \_ + \_ \_ \_ = \_ \_ \_

c) Caixainha de segredo:





EFETUE AS ADIÇÕES: \_\_\_\_\_

Olhe bem!

15+23

$$\begin{array}{r} 10+5 \\ +20+3 \\ \hline 30+8 \end{array}$$

D	U

D	U
1	5
2	3
.....	.....

15+23=\_\_\_\_\_

a) Faça você.

24+31

$$\begin{array}{r} 20+..... \\ +.....+1 \\ \hline .....+..... \end{array}$$

D	U
.....	

D	U
.....	.....
.....	.....
.....	.....

24+31=\_\_\_\_\_

b)

Cálculo

20 + 50 =

20 + 42 =

50 + 30 =

42 + 25 =

60 + 10 =

37 + 21 =

40 + 20 =

26 + 32 =

50 + 10 =

36 + 23 =

30 + 20 =

54 + 30 =

30 + 40 =

28 + 40 =

70 + 10 =

37 + 51 =

90 + 0 =

29 + 30 =

D	U

D	U

D	U

D	U

D	U

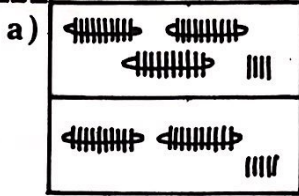
D	U

c) Escreva os numerais:

30 ; 31 ; 32 ; 33 ; — ; — ; — ; — ; — ; — ;  
 — ; — ; — ; — ; — ; — ; — ; — ; — ; — ;  
 — ; — ; — ; — ; — ; — ; — ; — ; — ; — ;  
 — ; — ; — ; — ; — ; — ; — ; — ; — ; — ;  
 — ; — ; — ; — ; — ; — ; — ; — ; — ; — ;  
 — ; — ; — ; — ; — ; — ; — ; — ; — ; 99 ;




Efetue as adições



49 95 59

$$34 + 25 = \square$$


$$\begin{array}{r} 34 \\ + 25 \\ \hline \end{array}$$



98 88 85

$$45 + 43 = \square$$

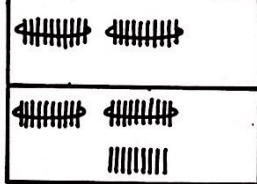
$$\begin{array}{r} 45 \\ + 43 \\ \hline \end{array}$$



74 77 87

$$33 + 44 = \square$$


$$\begin{array}{r} 33 \\ + 44 \\ \hline \end{array}$$



38 49 50

$$20 + 29 = \square$$


$$\begin{array}{r} 20 \\ + 29 \\ \hline \end{array}$$



62 40 97

$$\square + \square = \square$$

$$\begin{array}{r} \square \\ + \square \\ \hline \end{array}$$

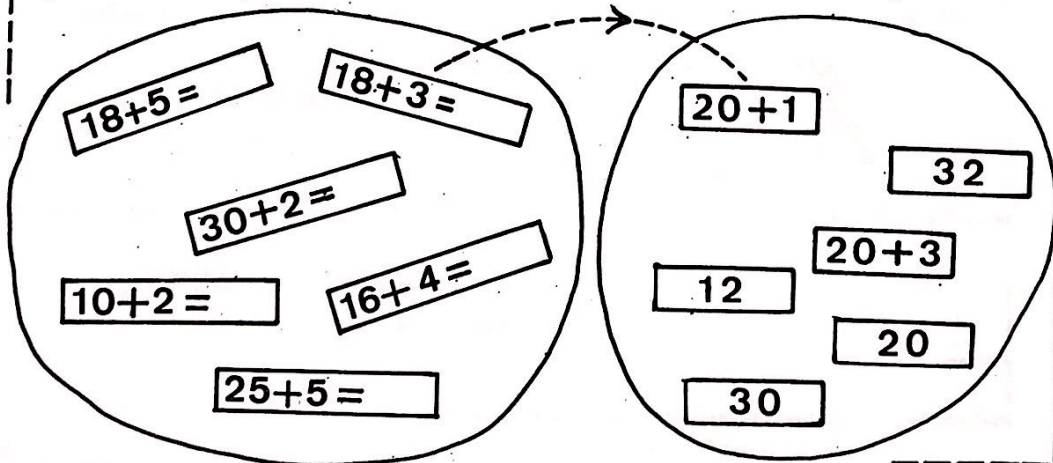


65 75 50

$$\square + \square = \square$$

$$\begin{array}{r} \square \\ + \square \\ \hline \end{array}$$

d)





**"Estorinhas"**

a)



Nino foi alimentar os animais.  
Levou 13 peixes para a Fifi.  
Ela comeu apenas 8 peixes.

b)

Deixou 11 favos de mel para Bô.  
O guloso devorou-os todos.



c)



Jogou 14 pedaços de carne para o  
leão. O leão comeu apenas a metade.

d)

Mimo recebeu uma dúzia de bananas.  
Comeu só meia dúzia.



e)



Dumbo comeu 3 maços de capim.  
Nino havia lhe dado dez maços.

f)

Ofereceu 15 cenouras a Rita.  
Ela comeu só 8.



g)



Deixou 15 torrões de açúcar para  
o pônei. Ele já comeu 6.

h)

Ofereceu ao Lulu 16 pedacinhos  
de carne. Ele já comeu 7.



Efetue as operações:

15 + 2 = 17

D	U
1	5
+	2
1	7

15  
+ 2  
---  
17

17 - 2 = 15

D	U
1	7
-	2
1	5

17  
- 2  
---  
15

26 + 2 =

D	U
2	6
+	2

+  
-----  
+  
-----

28 - 2 =

D	U
2	8
-	2

-  
-----  
-  
-----

23 + 4 =

D	U
+	

+  
-----  
+  
-----

27 - 4 =

D	U
-	

-  
-----  
-  
-----

54 + 5 =

D	U
+	

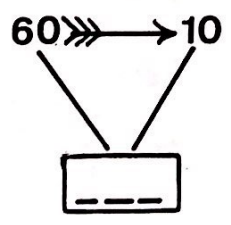
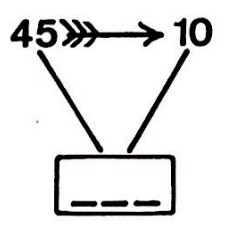
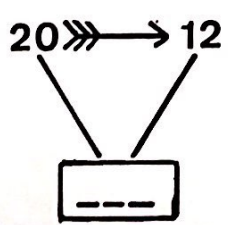
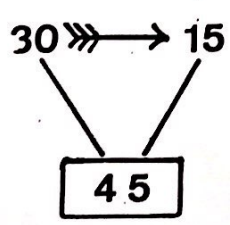
+  
-----  
+  
-----

59 - 5 =

D	U
-	

-  
-----  
-  
-----

Caixinha de segredo:





**EFETUE AS OPERAÇÕES:**

a) modelo

$$\begin{array}{r} 30 + 5 \\ - \quad 2 \\ \hline 30 + 3 \end{array}$$

$$\begin{array}{r} 35 \\ - \quad 2 \\ \hline 33 \end{array}$$
 $35 - 2 = \square$

b)

$$\begin{array}{r} \quad + 8 \\ - \quad 5 \\ \hline \quad + \end{array}$$

$$\begin{array}{r} 28 \\ - \quad 5 \\ \hline \end{array}$$
 $28 - 5 = \square$

c)

$$\begin{array}{r} \quad + \quad \\ - \quad 6 \\ \hline \quad + \end{array}$$

$$\begin{array}{r} 46 \\ - \quad 6 \\ \hline \end{array}$$
 $46 - 6 = \square$

d) 125

$$\begin{array}{r} 84 \\ - \quad 4 \\ \hline \end{array}$$
 $84 - 4 = \square$

$$\begin{array}{r} 62 \\ - \quad 2 \\ \hline \end{array}$$
 $62 - 2 = \square$

$$\begin{array}{r} 37 \\ - \quad 7 \\ \hline \end{array}$$
 $37 - 7 = \square$

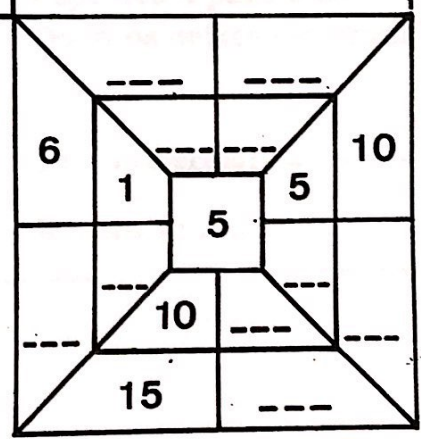
$$\begin{array}{r} 59 \\ - \quad 9 \\ \hline \end{array}$$
 $59 - 9 = \square$

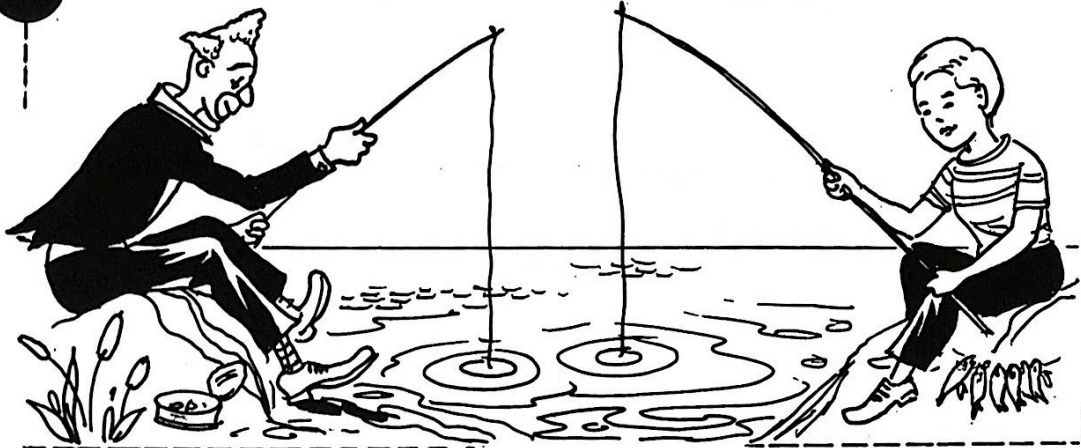
$$\begin{array}{r} 46 \\ - \quad 6 \\ \hline \end{array}$$
 $46 - 6 = \square$

$$\begin{array}{r} 52 \\ - \quad 2 \\ \hline \end{array}$$
 $52 - 2 = \square$

**Caixinha de segredo:**

- |                     |                     |
|---------------------|---------------------|
| $10 + 2 = 12$       | $32 - 2 = \_\_\_\_$ |
| $20 + 2 = 22$       | $62 - 2 = \_\_\_\_$ |
| $30 + 2 = \_\_\_\_$ | $42 - 2 = \_\_\_\_$ |
| $40 + 2 = \_\_\_\_$ | $12 - 2 = \_\_\_\_$ |
| $50 + 2 = \_\_\_\_$ | $22 - 2 = \_\_\_\_$ |
| $60 + 2 = \_\_\_\_$ | $52 - 2 = \_\_\_\_$ |





Nino tinha 18 iscas e deu 4 ao Pepe.  
Com quantas ficou?

Em numerais: \_\_\_\_\_

Resposta: \_\_\_\_\_

Nino arrumou suas iscas no anzol e pescou 9 peixes; 4 eram pequenos.  
Quantos eram os grandes?

Em numerais: \_\_\_\_\_

Resposta: \_\_\_\_\_

Se Nino pescou 9 peixes e Pepe pescou 13, quantos peixes eles pescaram?

Em numerais: \_\_\_\_\_

Resposta: \_\_\_\_\_

Dos . . . . . peixes que pescou, Nino deu 5 para a foca Fifi.  
Quantos peixes lhe sobraram?

Em numerais: \_\_\_\_\_

Resposta: \_\_\_\_\_

Dos peixes que Pepe pescou 4 eram lambaris, 3 eram bagres e 6 eram traíras.  
Quantos peixes ele pescou?

Em numerais: \_\_\_\_\_

Resposta: \_\_\_\_\_

Dos 13 peixes que pescou, Pepe deu 4 para o Bô.  
Quantos peixes restaram?

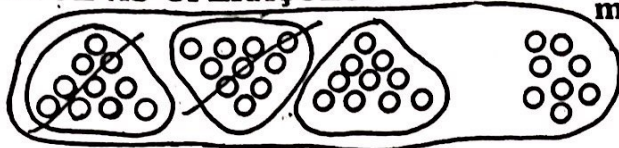
Em numerais: \_\_\_\_\_

Resposta: \_\_\_\_\_



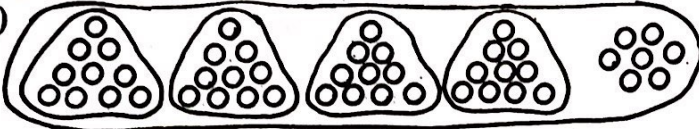
EFETUE AS OPERAÇÕES:

modelo




$$\begin{array}{r} 30+8 \rightarrow 38 \\ -20+0 \\ \hline 10+8 \\ 18 \end{array} \quad 38-20 = \boxed{18}$$

a)



$$\begin{array}{r} +7 \\ -30+0 \\ \hline + \\ \hline \end{array} \quad 47-30 = \boxed{\phantom{00}}$$



$$\begin{array}{r} +2 \\ -40+0 \\ \hline + \\ \hline \end{array} \quad 52-40 = \boxed{\phantom{00}}$$

b)

$58-20 = \boxed{\phantom{00}}$

	D	U
50+8	5	8
-20+0	2	0
<hr/>		

$65-30 = \boxed{\phantom{00}}$

	D	U
<hr/>		

$71-70 = \boxed{\phantom{00}}$

	D	U
<hr/>		

$46-10 = \boxed{\phantom{00}}$

	D	U
40+6		
-10+0		
<hr/>		

$49-10 = \boxed{\phantom{00}}$

	D	U
<hr/>		

$85-70 = \boxed{\phantom{00}}$

	D	U
<hr/>		

c) Corresponda:

- 65+5  20
- 25+5  40
- 35+5  30
- 55+5  70
- 85+5  80
- 45+5  60
- 15+5  90
- 75+5  50
- 7+8+2  16
- 8+5+3  12
- 2+4+6  17
- 7+8+5  18
- 9+6+3  14
- 8+4+2  20
- 6+3+6  15
- 65+6  41
- 25+6  61
- 35+6  71
- 55+6  31
- 85+6  21
- 45+6  81
- 15+6  51
- 75+6  91





**EFETUE AS ADIÇÕES:**

a)

$$\begin{array}{r} 20 + 7 \\ + \quad 5 \\ \hline \end{array} = \square$$

27 + 5

D	U



$$\begin{array}{r} 1 \\ 27 \\ + 5 \\ \hline \end{array}$$

D	U
1	2

$$\begin{array}{r} 20 + 5 \\ + 10 + 8 \\ \hline \end{array} = \square$$

25 + 18

D	U

$$\begin{array}{r} 25 \\ + 18 \\ \hline \end{array}$$

D	U

$$\begin{array}{r} 30 + 1 \\ + 10 + 9 \\ \hline \end{array} = \square$$

31 + 19

D	U

$$\begin{array}{r} 31 \\ + 19 \\ \hline \end{array}$$

D	U

$$\begin{array}{r} 20 + 7 \\ + 10 + 7 \\ \hline \end{array} = \square$$

27 + 17

D	U

$$\begin{array}{r} 27 \\ + 17 \\ \hline \end{array}$$

D	U

$$\begin{array}{r} 30 + 6 \\ + 20 + 5 \\ \hline \end{array} = \square$$

36 + 25

D	U

$$\begin{array}{r} 36 \\ + 25 \\ \hline \end{array}$$

D	U

b) **RESOLVA:**

Gigi recebeu um ramalhete de flores: uma dúzia de rosas e meia dúzia de cravos. Quantas flores tinha o ramalhete?

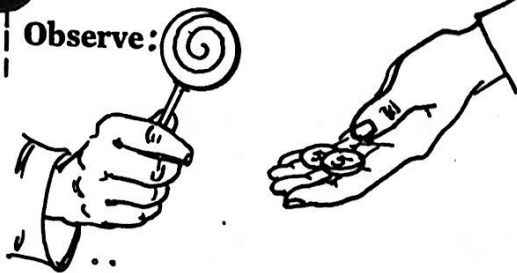
Em numerais -----

Resposta: -----

D	U

130 - VAMOS COMPRAR

Observe:



a) Relacione:

b) Compre e pague:








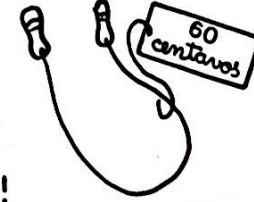
c) Complete:

- |                                      |                                  |
|--------------------------------------|----------------------------------|
| 5 centavos = 2 + 2 + ___ centavos    | 15 centavos = ___ + ___ centavos |
| 10 centavos = 5 + 3 + ___ centavos   | 22 centavos = ___ + ___ centavos |
| 50 centavos = 20 + 20 + ___ centavos | 30 centavos = ___ + ___ centavos |
| 2 centavos = ___ + ___ centavos      | 40 centavos = ___ + ___ centavos |
| 20 centavos = ___ + 10 centavos      | 60 centavos = ___ + ___ centavos |

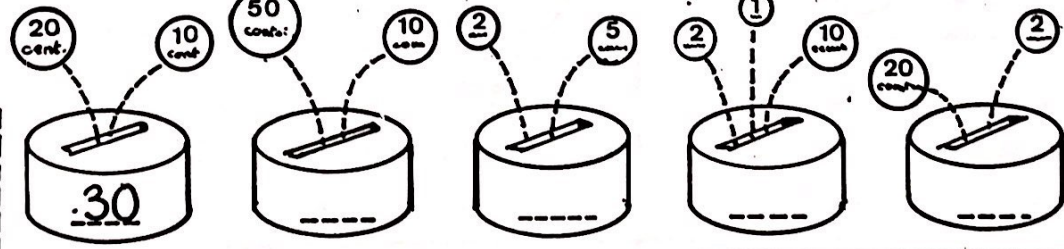


**QUE MOEDAS VOCÊ USARIA?**

a)

 <p>12 centavos</p> <p>--- centavos + 2 centavos</p>	 <p>25 centavos</p> <p>--- centavos + 5 centavos</p>	 <p>20 centavos</p> <p>10 centavos + --- centavos</p>	 <p>30 centavos</p> <p>10 centavos + --- centavos</p>
 <p>15 centavos</p> <p>--- centavos + 5 centavos</p>	 <p>70 centavos</p> <p>20 centavos + --- centavos</p>	 <p>50 centavos</p> <p>50 centavos + --- centavos</p>	 <p>60 centavos</p> <p>--- centavos + 10 centavos</p>

b) Coloque no cofre

 <p>20 cent. 10 cent. 50 cent. 10 cent. 2 cent. 5 cent. 2 cent. 1 cent. 10 cent. 20 cent. 2 cent.</p> <p>30</p>
--

c)

Outubro
-----
Dia da criança

Gabiroba vai comprar para Nino um presente que custa 1 cruzeiro. Marque as moedas que ele poderá usar.



Cacareco vai comprar um cartão para colocar no presente. Marque as moedas que ele usará.



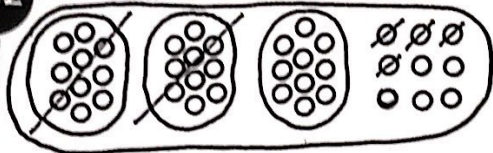
Cartão: *Feliz* Dia da Criança

30 centavos

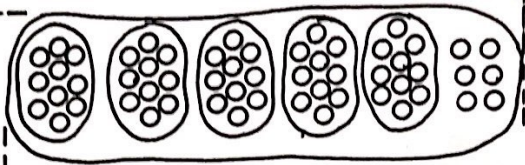




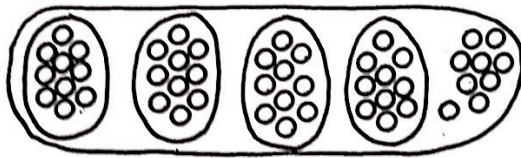
Efetue:



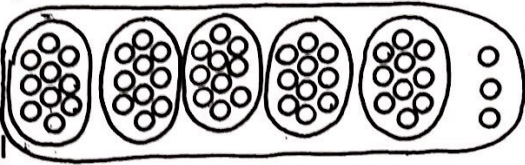
$$\begin{array}{r} 30 + 9 \\ - 20 + 4 \\ \hline \end{array} \quad \begin{array}{r} 39 \\ - 24 \\ \hline \end{array}$$



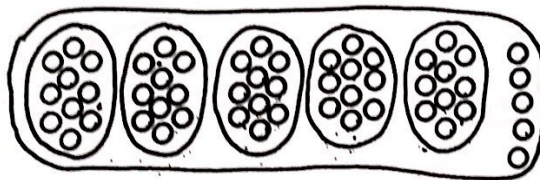
$$\begin{array}{r} \dots + \dots \\ - 30 + 2 \\ \hline \end{array} \quad \begin{array}{r} \dots \\ - \dots \\ \hline \end{array}$$



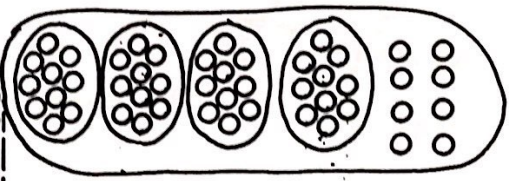
$$\begin{array}{r} \dots + \dots \\ - 40 + 2 \\ \hline \end{array} \quad \begin{array}{r} 49 \\ - \dots \\ \hline \end{array}$$



$$\begin{array}{r} \dots + \dots \\ - 40 + 3 \\ \hline \end{array} \quad \begin{array}{r} \dots \\ - \dots \\ \hline \end{array}$$




$$\begin{array}{r} \dots + \dots \\ - \dots + \dots \\ \hline \end{array} \quad \begin{array}{r} 55 \\ 23 \\ \hline \end{array}$$




$$\begin{array}{r} \dots + \dots \\ - 10 + 5 \\ \hline \end{array} \quad \begin{array}{r} \dots \\ - \dots \\ \hline \end{array}$$

Caixinha de segredo:



- 5 →
- 1 →
- 7 →
- 9 →

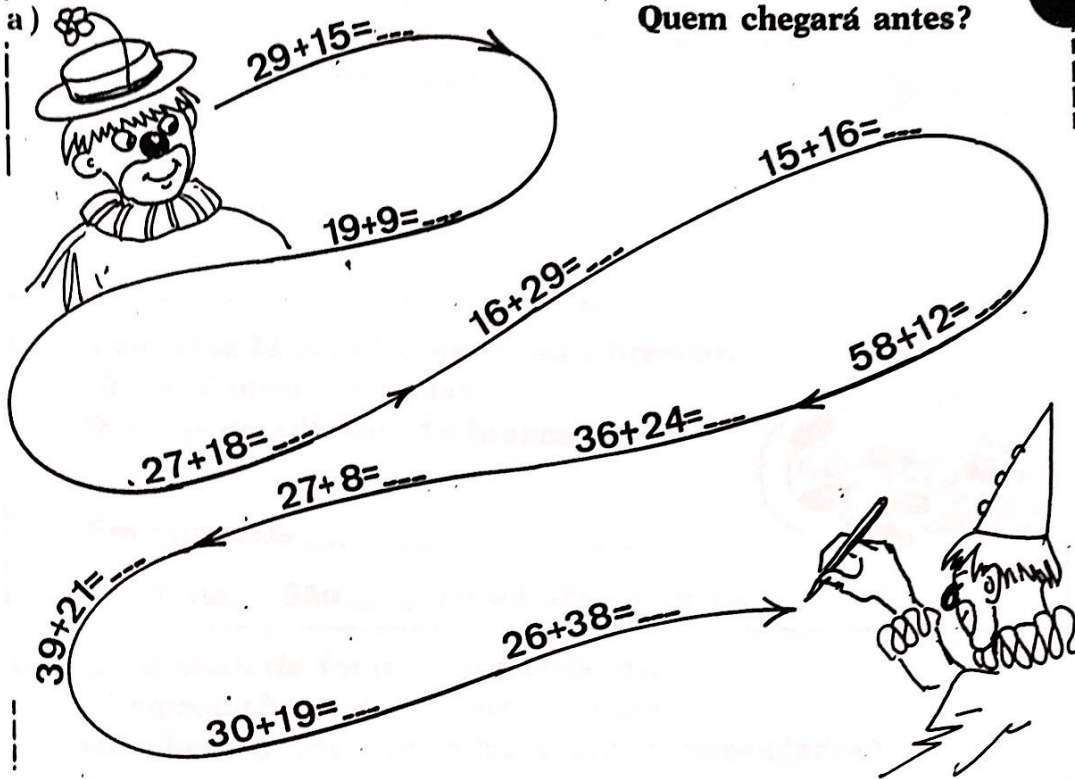


- 5 →
- 3 →
- 6 →
- 10 →
- 9 →
- 7 →



EFETUE: \_\_\_\_\_

Quem chegará antes?



Cálculo		

b)

### Adivinhação

Uma dezena já tenho  
A ela junto dois.  
Você descobre, amiguinho,  
Com quantos fico depois?



Completa o meu verso,  
tenta!

É este, menino,  
o assunto:  
— Se até oito dezenas  
junto,

Digo que tenho



\_\_\_\_\_

\_\_\_\_\_




Nino fez anos.  
A vovó convidou 18 meninos e  
12 meninas.  
Quantas crianças foram convidadas  
para a festinha?



Em numerais \_\_\_\_\_

Resposta: Foram convidadas \_\_\_\_\_ crianças

- b) A vovó fez 22 cocadinhas pretas e brancas;  
10 cocadinhas são pretas.  
Quantas cocadinhas são brancas?




Em numerais \_\_\_\_\_

Resposta: São \_\_\_\_\_ cocadinhas brancas.



- c) Na confeitaria foram encomendados:  
35 empadinhas, 40 croquetes e 23 pas-  
têzinhos. Quantos salgados foram encomendados?

Em numerais: \_\_\_\_\_

Resposta: Foram encomendados \_\_\_\_\_ salgados.



COMPLETE:





**RESOLVA:** \_\_\_\_\_

- a) Para o aniversário de Nino a cozinheira fez salgadinhos: 50 sanduíches e 45 canudinhos.  
Quantos salgadinhos foram feitos pela cozinheira?



Em numerais: \_\_\_\_\_

Resposta: Foram feitos \_\_\_\_\_ salgadinhos.

- b) Foram compradas 48 garrafas de gasosa. Os convidados beberam 36 garrafas. Quantas garrafas ainda estão cheias?



Em numerais: \_\_\_\_\_

Resposta: Estão cheias \_\_\_\_\_ garrafas.

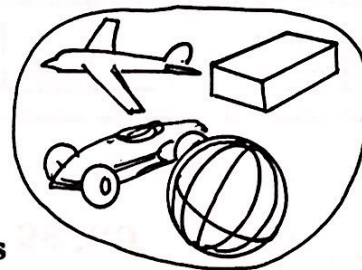
- c) A vovó comprou um pacote com 46 pirulitos. Foram distribuídos 30 pirulitos. Quantos pirulitos sobraram no pacote?



Em numerais: \_\_\_\_\_

Resposta: Sobraram \_\_\_\_\_ pirulitos

- d) Nino ganhou o dobro dos presentes que estão desenhados ao lado. Quantos presentes ele ganhou?



Em numerais: \_\_\_\_\_

Resposta: Ganhou \_\_\_\_\_ presentes

Didi vai comprar doces para oferecer ao Nino.  
Marque os pacotes que ele poderá comprar com este dinheiro.



1 CRUZEIRO

90 centavos

80 centavos





Olhe os conjuntos A, B, C e D. \_\_\_\_\_ Responda.



$A \cup B = 5 + 10 = 15$  centavos

$A \cup C = \dots + \dots = \dots$  centavos

$A \cup D = \dots + \dots = \dots$  centavos

$B \cup C = \dots + \dots = \dots$  centavos

$B \cup D = \dots + \dots = \dots$  centavos

$C \cup D = \dots + \dots = \dots$  centavos

2) Cacareco tinha . . . centavos.

Perdeu 2 centavos.

Com quanto ficou?

Totó tinha . . . . . centavos.

Gastou 5 centavos.

Com quanto ficou?

Pepe tinha . . . . . centavos.

Gastou 40 centavos.

Com quanto ficou?

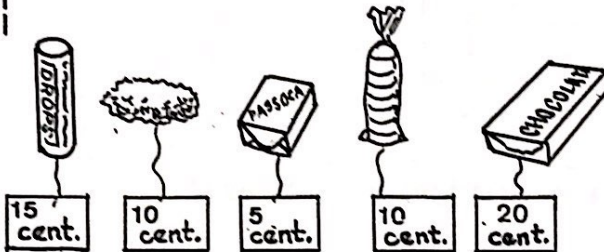
+	①	⑤	②	⑩	⑫
	↓	↓			
⑩	→	→	→	→	→
⑫					
	---	---	---	---	---

- |         |         |         |         |
|---------|---------|---------|---------|
| 27; 28  | 14; 15  | 28; 29  | 36; ___ |
| ___; 40 | ___; 20 | 42; ___ | 49; ___ |
| ___; 95 | ___; 38 | 54; ___ | 93; 94  |
| ___; 10 | 56; 57  | 63; ___ | 76; ___ |



**RESOLVA**

a) O baleiro do circo vende:




Nino quer comprar um tablete de chocolate e uma cocada. Quantos centavos êle terá que dar ao baleiro?

Em numerais \_\_\_\_\_

Resposta: \_\_\_\_\_

b) Se você quiser comprar um pacote de pipocas para o Mimo e para o Bô, quanto você irá gastar?



Em numerais: \_\_\_\_\_

Resposta: \_\_\_\_\_

c)



Cacareco tinha um pacote com 36 balas. Já chupou 12 balas. Quantas balas ainda restam?

Em numerais: \_\_\_\_\_


Resposta \_\_\_\_\_

d)

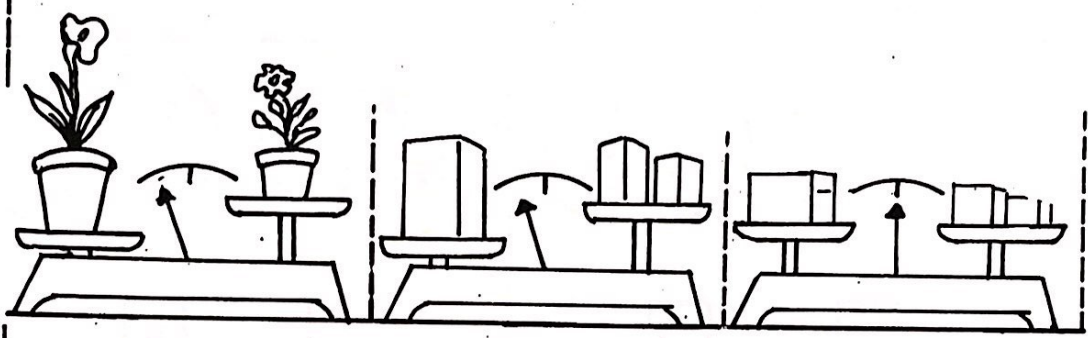
Se Nino comprasse o "drops" e a passoca quanto gastaria?

Em numerais \_\_\_\_\_


Resposta: \_\_\_\_\_



MARQUE OS PRATOS QUE TÊM PESOS IGUAIS:



OBSERVE E COMPARE:



Escreva o que podemos comprar em "quilograma".

café \_\_\_\_\_  
\_\_\_\_\_  
\_\_\_\_\_  
\_\_\_\_\_





> ou <

2 \_\_\_ 3

3 \_\_\_ 5

\_\_\_ \_\_\_

\_\_\_ \_\_\_

\_\_\_ \_\_\_

2 ___ 3	61 ___ 60	10+2 ___ 13	25 ___ 19+1
0 ___ 1	69 ___ 70	0 ___ 2+2	6+5 ___ 12+1
10 ___ 40	57 ___ 56	49+1 ___ 50	7+8 ___ 15
59 ___ 60	60 ___ 60	38+8 ___ 39+1	29+1 ___ 50+1

**Caixinha de segredo:**

> ou <

		$36 + 16 > 50$ <div style="border: 1px solid black; padding: 2px; width: 30px; margin: auto;">52</div>	$36 + 16 < 60$ <div style="border: 1px solid black; padding: 2px; width: 30px; margin: auto;">52</div>
		$38 + 17 \dots 50$ <div style="border: 1px solid black; width: 30px; height: 20px; margin: auto;"></div>	$38 + 17 \dots 60$ <div style="border: 1px solid black; width: 30px; height: 20px; margin: auto;"></div>
		$29 + 14 \dots 40$ <div style="border: 1px solid black; width: 30px; height: 20px; margin: auto;"></div>	$29 + 14 \dots 30$ <div style="border: 1px solid black; width: 30px; height: 20px; margin: auto;"></div>
		$15 + 26 \dots 30$ <div style="border: 1px solid black; width: 30px; height: 20px; margin: auto;"></div>	$15 + 26 \dots 40$ <div style="border: 1px solid black; width: 30px; height: 20px; margin: auto;"></div>
		$18 + 5 \dots 30$ <div style="border: 1px solid black; width: 30px; height: 20px; margin: auto;"></div>	$18 + 5 \dots 20$ <div style="border: 1px solid black; width: 30px; height: 20px; margin: auto;"></div>

b) Complete sem chegar à dezena de elementos:

$6 \begin{cases} + \dots \\ + \dots \\ + \dots \end{cases}$	$4 \begin{cases} + \dots \\ + \dots \\ + \dots \end{cases}$	$2 \begin{cases} + \dots \\ + \dots \\ + \dots \end{cases}$	$7 \begin{cases} + \dots \\ + \dots \\ + \dots \end{cases}$

c) Relacione:

<p>12                      18</p> <p>22                      28</p> <p>32                      38</p> <p>42                      48</p>	<p>20+2</p> <p>10+8</p> <p>40+8</p> <p>20+8</p> <p>10+2</p> <p>40+2</p> <p>30+8</p> <p>30+2</p>	
---	---	--



As atrações do circo na semana.

a) O circo apresenta espetáculo todos os dias da semana,  
Cada dia a maior atração cabe a um dos artistas.

Domingo	Segunda-feira	Terça-feira	Quarta-feira	Quinta-feira	Sexta-feira	Sábado
						

b) Relacione os símbolos com os dias da semana em que o artista é a atração.

						
---	---	---	---	--	---	---

Domingo	Segunda-feira	Terça-feira	Quarta-feira	Quinta-feira	Sexta-feira	Sábado
---------	---------------	-------------	--------------	--------------	-------------	--------

c) Escreva os dias da semana:


d) Complete:

A semana tem ..... dias

O último dia da semana é .....

O dia da semana em que descansamos é .....

*Handwritten signature*

Janeiro	Fevereiro	Março	Abril
Mai	Junho	Julho	Agosto
Setembro	Outubro	Novembro	Dezembro

Calendário

a) Copie o nome dos meses:

-----, -----, -----, -----,  
 -----, -----, -----, -----,  
 -----, -----, -----, -----,

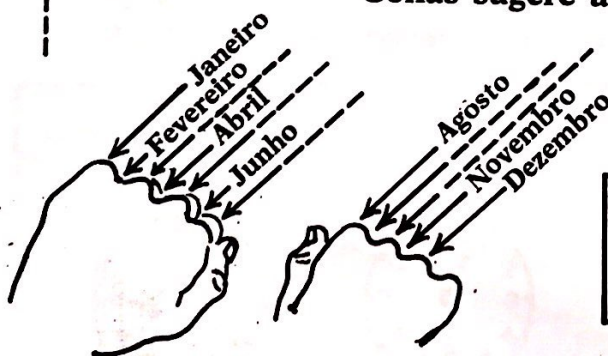
b) Ligue com a sagital relacionando as festas aos meses em que ocorrem:

Festas juninas  
 Natal  
 Dia das mães  
 Ano Novo  
 Dia dos Pais

janeiro  
 maio  
 junho  
 agosto  
 dezembro

c) As férias de inverno começam em -----  
 As férias de verão começam em -----

d) Você sabe quais os meses do ano que têm 30 ou 31 dias?  
 Golias sugere a "mágica" ao lado.




Fevereiro
28

Fevereiro é um mês diferente.  
 Tem só 28 dias. De quatro em  
 quatro anos tem 29 dias.





Que horas são? -----



O espetáculo começa às 8 horas.  
Marque, no relógio, a hora em que o espetáculo irá começar

A apresentação do Osni começa às 9 e meia.

Ajude-o, desenhando o ponteiro que marca a meia hora.



O relógio está batendo 3 horas e meia.  
Acerte o relógio, para o Gabiroba, desenhando os ponteiros na hora certa.

Ajude o Pepe:  
Desenhe os ponteiros para marcar a hora indicada.



Meio-dia



seis horas





dez e meia



quatro horas.

Que horas são nestes relógios?





- Viva! Viva!
- O pinheirinho já chegou! Vovó disse que o deste ano é mais alto que o do ano passado.
- Quanto medirá?
- Será maior ou menor do que um metro?

- 1) Pedro colocará no pinheirinho, lâmpadas pisca-pisca: uma dúzia de lâmpadas azuis, 13 vermelhas e 14 amarelas.  
Quantas lâmpadas brilharão na árvore?

Em numerais ----- Cálculo.

Resposta: -----

- 2) Cacareco trouxe 10 metros de cordão prateado e Gabiroba 12 metros de cordão dourado. Quantos metros de cordão foram estendidos entre os ramos do pinheirinho?

Em numerais ----- Cálculo.

Resposta: -----

- 3) Vovó fez 28 metros de bandeirinhas coladas em barbante para enfeitar o picadeiro. Gigi já colocou 12 metros. Quantos metros ainda faltam colocar?


Em numerais ----- Cálculo.

Resposta: -----



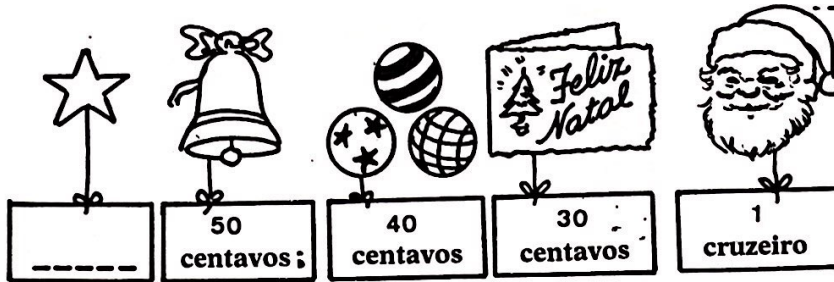
Todas as noites às 11 horas apagam-se as luzes do picadeiro e acendem-se as lâmpadas do pinheirinho.

Desenhe no relógio os ponteiros marcando a hora em que o pinheirinho fica todo iluminado.





Respostas.



a) Para enfeitar a árvore de Natal, Osni comprou o sininho e as bolas.

b) Gigi comprou a estrelinha. Se vocês contarem as moedas abaixo saberão quanto ela custou.





c) Pedro não gostou do cartão exposto na vitrina; comprou outro que custou o dobro.

d) Raul queria comprar o Papai Noel, mas tinha só a metade do dinheiro que ele custa; então escolheu, também, um

e) Nino tinha estas moedas. Comprou o Papai Noel.





★ Terminei meus exercícios da 1.ª série

em: .....

Aluno: .....